



Tray service rack, non-tip trapezoid channel slide, aluminum & stainless steel

390-A Meyer Circle, Corona, California 92879-1078

Phone (951) 340-3419

Fax (951) 340-2716

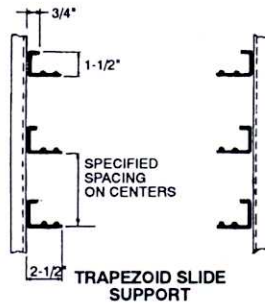
- For efficient and effective handling of rectangular or trapezoid shape trays.
- Non-tip style channel slides prevent trays from "tipping over" even when partially pulled out.



Single Rack
Model 9584-1424

Specifications:

- **Slides:** Specially extruded $\frac{3}{4}" \times 2\frac{1}{2}" \times 1\frac{1}{2}" \times 0.075"$ double beaded aluminum or 18 GA. stainless steel.
- **Uprites:** $\frac{1}{8}"$ thick extruded aluminum or heavy GA. stainless steel.
- **Casters:** $5" \times 1\frac{1}{4}"$ deluxe, all swivel, N.S.F. listed.



Double Rack
Model 9172-1824

Single Racks, End Loaded (except as noted)

Model No.		Pan Size (Inches)	Pan Capacity	Pan Spacing (Inches)	O.A. Dimensions (Inches)			Weight (Pounds)	
Aluminum	Stainless Steel				Width	Depth	Height	Alum	S/S
9584-1820	2584-1820	18x26	20	3	20 1/2	29	69 1/16	62	105
9584-1816	2584-1816	18x26	16	3	20 1/2	29	57 1/16	56	90
9584-1812	2584-1812	18x26	12	5 1/16	20 1/2	29	69 1/16	55	89
9584-1440	2584-1440	*14x18	40	3	20 1/2	29	69 1/16	62	105
9584-1424	2584-1424	*14x18	24	5 1/16	20 1/2	29	69 1/16	56	90
9584-1524	2584-1524	*15x20	24	5 1/16	22 1/2	31 1/2	69 1/16	58	92

*2 Trays side by side on same pair of angles.

Options:

1. Corner bumpers.
2. Wheel brakes (pair)
3. Vertical panstop
4. Solid base
5. Wrap around bumper.
6. Floor lock.
7. Polyurethane casters.
8. Solid sides
9. Solid back.
10. Solid top.
11. Angle slides instead of trapezoid slides.

Double Racks, Side Loaded (2 trays/pair of slides) (except as noted)

Model No.		Pan Size (Inches)	Pan Capacity	Pan Spacing (Inches)	O.A. Dimensions (Inches)			Weight (Pounds)	
Aluminum	Stainless Steel				Width	Depth	Height	Alum	S/S
9172-1824	9172-SS-1824	13x18	48	5 1/16	40 1/4	29	69 1/16	110	142
		14x18	48	5 1/16					
		**18x26	24	5 1/16					
9172-1818	9172-SS-1818	13x18	36	5 1/16	40 1/4	29	55	102	136
		14x18	36	5 1/16					
		**18x26	18	5 1/16					
9172-2248	9172-SS-2248	14x22	48	5 1/16	48 1/4	29	69 1/16	110	152
9172-2236	9172-SS-2236	14x22	36	5 1/16	48 1/4	29	55	102	144
9172-1524	9172-SS-1524	**15x20	24	5 1/16	34 1/2	23	69 1/16	88	139
9172-1518	9172-SS-1518	**15x20	18	5 1/16	34 1/2	23	55	82	130
9172-1624	9172-SS-1624	**16x22	24	5 1/16	36 1/2	26 1/2	69 1/16	88	139
9172-1618	9172-SS-1618	**16x22	18	5 1/16	36 1/2	26 1/2	55	82	130

**One tray/pair of slides end loaded

Racks for special tray sizes and for different spacing / capacity are available.
Please consult factory.

Better food service equipment — standard models and custom designs.

- Heavy duty construction with choice of aluminum or stainless steel models.
- Offered in Double or Triple sections.


These racks are available for various tray sizes. Uprights are 2"x1" channels or 1" square tubing. Slides are heavy gauge aluminum or stainless steel. Racks come fully assembled with 5" deluxe all swivel casters.



Double Section Rack, aluminum, Model 9585-D-1822



Double Section Rack, Stainless steel, Model 2585-D-1614 with Optional Solid Deck, Swing Gates and corner bumpers.



Triple Section Rack, Aluminum Model 9585-3-1624 with Optional Solid Deck, Sides & Top, wrap around bumper, 8" polycasters & push handles.

Double Section End Loading Racks (Except as noted)

Aluminum Model No.	Stainless Steel Model No.	Pan Size (inches)	Pan Capacity	Spacing (inches)	O.A. Dimensions (inches)			Weight (pounds)	
					Width	Depth	Height	Alum.	S.S.
9585-D-1840	2585-D-1840	18x26	40	3	40 ³ / ₄	26 ¹ / ₂	69 ⁷ / ₁₆	101	265
9585-D-1832	2585-D-1832	18x26	32	3	40 ³ / ₄	26 ¹ / ₂	57 ³ / ₁₆	90	242
9585-D-1824	2585-D-1824	18x26	24	5 ¹ / ₁₆	40 ³ / ₄	26 ¹ / ₂	69 ⁷ / ₁₆	82	222
9585-D-1822	2585-D-1822	18x26	22	5 ¹ / ₁₆	40 ³ / ₄	26 ¹ / ₂	64 ³ / ₁₆	77	201
9585-D-1848	2585-D-1848	18x26	48	2 ¹ / ₂	40 ³ / ₄	26 ¹ / ₂	69 ⁷ / ₁₆	110	295
9585-D-1844	2585-D-1844	18x26	44	2 ¹ / ₂	40 ³ / ₄	26 ¹ / ₂	64 ³ / ₁₆	107	290
9585-D-1448	2585-D-1448	*14x18	48	5 ¹ / ₁₆	40 ³ / ₄	29	69 ⁷ / ₁₆	115	305
9585-D-1436	2585-D-1436	*14x18	36	5 ¹ / ₁₆	40 ³ / ₄	29	55	99	255
9585-D-1548	2585-D-1548	*15x20	48	5 ¹ / ₁₆	44 ³ / ₄	31	69 ⁷ / ₁₆	102	285
9585-D-1540	2585-D-1540	*15x20	40	5 ¹ / ₁₆	44 ³ / ₄	31	59 ⁷ / ₁₆	97	260
9585-D-1424	2585-D-1424	14x18	24	5 ¹ / ₁₆	32 ³ / ₄	21 ¹ / ₂	69 ⁷ / ₁₆	84	218
9585-D-1422	2585-D-1422	14x18	22	4 ¹ / ₂	32 ³ / ₄	21 ¹ / ₂	59	70	190
9585-D-1524	2585-D-1524	15x20	24	5 ¹ / ₁₆	34 ³ / ₄	23 ³ / ₂	69 ⁷ / ₁₆	89	224
9585-D-1518	2585-D-1518	15x20	18	5 ¹ / ₁₆	34 ³ / ₄	23 ³ / ₂	55	67	185
9585-D-1618	2585-D-1618	16x22	18	5 ¹ / ₁₆	36 ³ / ₄	23 ³ / ₂	55	69	187
9585-D-1614	2585-D-1614	16x22	14	5 ¹ / ₁₆	36 ³ / ₄	23 ³ / ₂	45	66	182
9585-D-1048	2585-D-1048	*10x14	48	5 ¹ / ₁₆	32 ³ / ₄	23 ³ / ₂	69 ⁷ / ₁₆	87	220

*2 Trays side by side on same pair of angles.

Triple Section End Loading Racks

Model No.		Pan Size (inches)	Pan Capacity	Spacing (inches)	O.A. Dimensions (inches)			Weight (pounds)	
Aluminum	Stainless Steel				Width	Depth	Height	Alum.	S.S.
9585-3-1848	2585-3-1848	18x26	48	3	59 ⁵ / ₈	26 ¹ / ₂	57 ³ / ₁₆	136	335
9585-3-1827	2585-3-1827	18x26	27	5 ¹ / ₁₆	59 ⁵ / ₈	26 ¹ / ₂	55	126	310
9585-3-1427	2585-3-1427	14x18	27	5 ¹ / ₁₆	47 ³ / ₄	23 ³ / ₂	55	120	300
9585-3-1527	2585-3-1527	15x20	27	5 ¹ / ₁₆	51 ¹ / ₂	23 ³ / ₂	55	124	304
9585-3-1627	2585-3-1627	16x22	27	5 ¹ / ₁₆	54 ¹ / ₂	23 ³ / ₂	55	116	298
9585-3-1624	2585-3-1624	16x22	24	6	54 ¹ / ₂	23 ³ / ₂	57 ³ / ₁₆	106	285
9585-3-1227	2585-3-1227	12x19 12x20	27	5 ¹ / ₁₆	42 ¹ / ₂	23 ³ / ₂	55	118	300
9585-3-1727	2585-3-1727	17 ¹ / ₂ x21	27	5 ¹ / ₁₆	58 ¹ / ₄	23 ³ / ₂	55	135	334

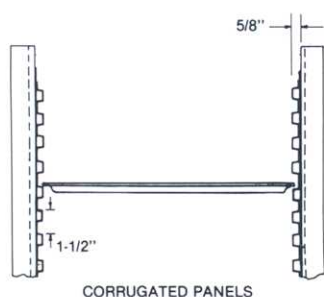
Options:

1. Corner Bumper.
2. Wheel brakes (pair).
3. Vertical Pan stop.
4. Solid base.
5. Solid sides.
6. Solid top.
7. Solid back.
8. Anodized finish for aluminum.
9. Floor lock.
10. Polyurethane casters (5", 6" or 8").
11. Wrap around bumper.
12. Push handle.
13. Swing gates.
14. Vinyl/formica on solid sides/back.
15. No tip ³/₄" x 1¹/₂" x 2¹/₂" wide channel slide.
16. Balloon Casters (6" or 8").



Better food service equipment — standard models and custom designs.

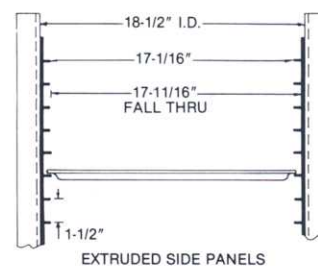
- Heavy duty rack with large capacity designed for bussing or transporting trays.
- Choice of corrugated racks or extruded side panel racks.
- N.S.F. listed.



CORRUGATED PANELS



Model S-4354-D1878
Extruded Side Panel
Double rack



EXTRUDED SIDE PANELS



These racks are constructed of hi-tensile aluminum, and are easy to clean. They offer increased capacity. Base is all welded and uprights are welded to base to provide a strong and durable rack.

Other features:

- **Slides:** Corrugated racks have 0.063" thick sides with corrugations acting as tray slides. Extruded side panels are 0.075" thick with 0.100" thick slides and with interlocking panels using inverted "V" seams.
- **Uprites:** 2"x1"x0.125" special extruded aluminum channels. Middle uprites are 2"x1"x0.125" aluminum tubes.
- **Top & Bottom:** Horizontal members made from 2-3/8"x1"x0.125" special extruded aluminum channels.
- **Bolsters:** 0.125" formed aluminum for extra rigidity to provide a strong base.
- **Casters:** 5"x1 1/4" N.S.F. approved deluxe, all swivel.
- **Spacing:** 1 1/2" on centers.
- **Other:** Horizontal stabilizing bars to prevent "racking".

Extruded Sides Racks	Corrugated Sides Racks	Pan Cap.	Pan Size Inches	Overall Dimensions (Inches)		
				A Width	B Depth	C Height
Model No.	Model No.					
S-4354-D1878	9120-D1878	78	18x26	40 1/8	26 1/4	69 7/16
S-4354-D1862	9120-D1862	62	18x26	40 1/8	26 1/4	57 7/16
S-4354-D1578	9120-D1578	78	15x20	34 1/8	23 1/4	69 7/16
S-4354-D1562	9120-D1562	62	15x20	34 1/8	23 1/4	57 7/16
S-4354-D1678	9120-D1678	78	16x22	36 1/8	23 1/4	69 7/16
S-4354-D1662	9120-D1662	62	16x22	36 1/8	23 1/4	57 7/16

- Options:**
1. Corner bumpers (set of 4.)
 2. Vertical panstops.
 3. Polyurethane casters
 4. Wheel brakes.
 5. Wrap around bumper.
 6. Floor lock.

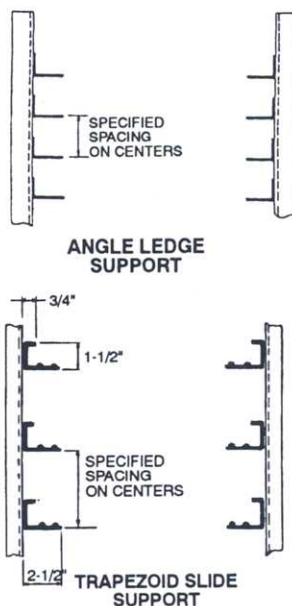
- Attractive racks for transporting meal trays.
- Enclosed on 3 sides with decorative vinyl.
- Lightweight, yet heavy duty construction of hi-tensile aluminum.
- Choice of angle slide or "no-tip" trapezoid slides.



- These deluxe racks provide superior holding, transporting and bussing capabilities of meal trays in hospitals, cafeterias and many other food service establishments. Available for various tray sizes in end loading or double side loading models with a further choice of slides. Trapezoid channel slides are ideal for trapezoid trays which prevent trays from "tipping over." Attractive "woodgrain" vinyl on 3 sides with 5" deluxe swivel casters make these ideal workhorses.



Trapezoid Slide Type
Model 9170-1424 (Single end loading)



Trapezoid Slide Type
Model 9170-1824 (Double side loading)

End Loading (One Tray/Pair of Slides).

Model No.		Pan Size (Inches)	Pan Capacity	Spacing (C-C) (Inches)	O.A. Dimensions (Inches)			Weight (Pounds)
Trapezoid Slide	Angle Slide				Width	Depth	Height	
9170-1424	9171-1424	14x18	24	5 ¹ / ₁₆	32 ¹ / ₂	18 ¹ / ₂	69 ⁷ / ₁₆	105
9170-1420	9171-1420	14x18	20	6	32 ¹ / ₂	18 ¹ / ₂	69 ⁷ / ₁₆	102
9170-1524	9171-1524	15x20	24	5 ¹ / ₁₆	34 ¹ / ₂	23	69 ⁷ / ₁₆	112
9170-1520	9171-1520	15x20	20	6	34 ¹ / ₂	23	69 ⁷ / ₁₆	107
9170-1624	9171-1624	16x22	24	5 ¹ / ₁₆	36 ¹ / ₂	26 ¹ / ₂	69 ⁷ / ₁₆	117
9170-1620	9171-1620	16x22	20	6	36 ¹ / ₂	26 ¹ / ₂	69 ⁷ / ₁₆	113
9170-2224	9171-2224	14x22	24	5 ¹ / ₁₆	32 ¹ / ₂	26 ¹ / ₂	69 ⁷ / ₁₆	108
9170-2220	9171-2220	14x22	20	6	32 ¹ / ₂	26 ¹ / ₂	69 ⁷ / ₁₆	104

Double Side Loading (Two Trays/Pair of Slides)

(except as noted)

Model No.		Pan Size (Inches)	Pan Capacity	Spacing (C-C) (Inches)	O.A. Dimensions (Inches)			Weight (Pounds)
Trapezoid Slide	Angle Slide				Width	Depth	Height	
9170-1824	9171-1824	13x18	48	5 ¹ / ₁₆	40 ³ / ₄	29	69 ⁷ / ₁₆	135
		14x18	48	5 ¹ / ₁₆				
		*18x26	24	5 ¹ / ₁₆				
9170-1820	9171-1820	13x18	40	6	40 ³ / ₄	29	69 ⁷ / ₁₆	133
		14x18	40	6				
		*18x26	20	6				
9170-1818	9171-1818	13x18	36	5 ¹ / ₁₆	40 ³ / ₄	29	57 ⁷ / ₁₆	128
		14x18	36	5 ¹ / ₁₆				
		*18x26	18	5 ¹ / ₁₆				
9170-2248	9171-2248	14x22	48	5 ¹ / ₁₆	48 ³ / ₄	29	69 ⁷ / ₁₆	154
9170-2236	9171-2236	14x22	36	5 ¹ / ₁₆	48 ³ / ₄	29	57 ⁷ / ₁₆	148

*Single End Loaded

Options:

1. Solid Base
2. Solid Top
3. Corner Bumpers
4. Wrap Around Bumper
5. 5" Poly Casters
6. 6" Poly Casters
7. 6" Balloon Casters
8. Brakes on Wheels
9. No Back
10. Different Vinyl Cover (consult factory)
11. Formica instead of vinyl (consult factory).

Better food service equipment — standard models and custom designs.

D-21



390-A Meyer Circle, Corona, California 92879-1078

Bussing racks, aluminum & stainless steel

Phone (951) 340-3419


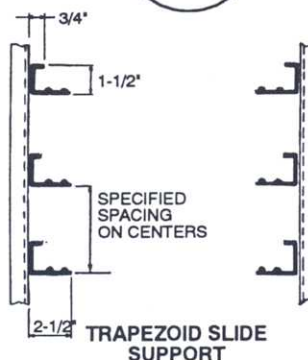
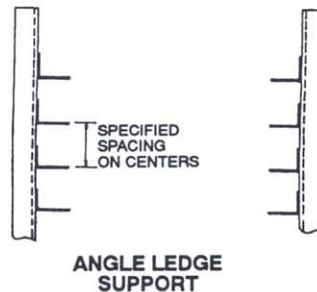
Fax (951) 340-2716

- Rack enclosed on 3 sides for quick bussing of food trays.
- Optional vinyl or formica available on 3 sides.
- Choice of aluminum or stainless steel.
- Choice of angle slides or no tip trapezoid slides.

These racks allow bottom of trays to ride on slides. For trapezoid trays, special "No-tip" trapezoid channel slides are available.

Specifications:

- **Top:** Heavy gauge aluminum or S/S.
- **Bottom:** 0.190" thick alum. or heavy GA. S/S.
- **Sides and Back:** Minimum of 0.063" thick alum. or 20 GA. S/S.
- **Slides:** 0.075" thick extruded alum. or 18 GA. S/S.
- **Casters:** 5"x1 1/4" N.S.F. listed, all swivel.



Angle Slide Type
Model 9156-EN-1820
with optional woodgrain vinyl

Angle Slide Models

Model Number		Tray Size	Slide Spacing (inches)	Capacity	Overall Dimensions Inches		
Alum.	Stainless Steel				Width	Depth	Height
9156-EN-1820	9156-EN-SS-1820	18x26	3	20	22	30 1/8	69 3/8
9156-EN-1816	9156-EN-SS-1816	18x26	3	16	22	30 1/8	57 3/8
9156-EN-1812	9156-EN-SS-1812	18x26	5 1/16	12	22	30 1/8	69 3/8
9156-EN-1810	9156-EN-SS-1810	18x26	5 1/16	10	22	30 1/8	59 3/8
9156-EN-1440	9156-EN-SS-1440	*14x18	3	40	22	32 5/8	69 3/8
9156-EN-1432	9156-EN-SS-1432	*14x18	3	32	22	32 5/8	57 3/8
9156-EN-1424	9156-EN-SS-1424	*14x18	5 1/16	24	22	32 5/8	69 3/8
9156-EN-1420	9156-EN-SS-1420	*14x18	5 1/16	20	22	32 5/8	59 3/8

*2 Trays side loaded/pair of slides

Trapezoid Channel Slide Models

For "No-Tip" special channel slides for trapezoid trays add "-TZ" after the model number.

Options:

1. Corner bumper.
2. Wrap around bumper.
3. Wheel brakes.
4. 5" Poly casters.
5. 6" Poly casters.
6. 6" Balloon casters.
7. Floor Lock.
8. Vinyl on 3 sides.
9. Formica on 3 sides.
10. Pass thru type (no back).

Note:

Models are also available for different slide spacings and for different tray sizes. Please consult factory.

Better food service equipment — standard models and custom designs.

Nesting racks aluminum and stainless steel


- Space saving racks permit easy nesting and storage.
- Heavy duty construction.
- Choice of fixed angle slides or adjustable universal angle slides.

These racks maximize kitchen efficiency by utilizing minimal floor space. Racks nest neatly into one another without sacrificing carrying capacity.

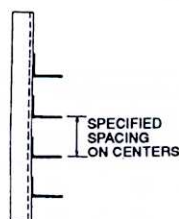


Specifications:

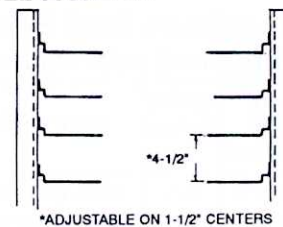
- **Uprites:** 2"x1"x1/4" extruded aluminum or heavy gauge S/S channels.
- **Slides:** Angle slides are 1 3/4" wide (min.) double beaded extruded aluminum or 18 ga. S/S. Universal step angle slides are 0.105" thick aluminum or heavy gauge S/S.
- **Casters:** 5" x1 1/4" deluxe, N.S.F. listed.



Angle Slide Type
Nesting Racks MODEL 9589-N-12



ANGLE LEDGE
SUPPORT



*ADJUSTABLE ON 1-1/2" CENTERS
UNIVERSAL STEP
ANGLE SLIDE

TYPE OF SLIDE	MODEL NO.		PAN SIZE (INCHES)	PAN CAPACITY	PAN SPACING (NCHES)	O.A. DIMENSIONS (INCHES)			WEIGHT (POUNDS)	
	ALUMINUM	STAINLESS STEEL				WIDTH	DEPTH	HEIGHT	ALUM.	STAINLESS STEEL
FIXED ANGLE SLIDE	9589-N-24	2589-N-24	18 X 26	24	2 1/2	22 1/2	26 3/4	70 13/16	62	104
	9589-N-20	2589-N-20	18 x 26	20	3	22 1/2	26 3/4	70 13/16	58	98
	9589-N-16	2589-N-16	18 x 26	16	3	22 1/2	26 3/4	64 13/16	55	92
	9589-N-15	2589-N-15	18 x 26	15	4	22 1/2	26 3/4	70 13/16	52	89
	9589-N-12	2589-N-12	18 x 26	12	5 1/16	22 1/2	26 3/4	70 13/16	50	85
ADJUSTABLE UNIVERSAL ANGLE SLIDE	9589-N-UA-13	2589-N-UA-13	NOTE 1	NOTE 1	*4 1/2	26 1/2	26 3/4	70 13/16	80	112
	9899-N-UA-12	2589-N-UA-12	NOTE 1	NOTE 1	*4 1/2	26 1/2	26 3/4	65 13/16	76	107

*Adjustable on 1 1/2" spacing.

Note 1: Capacity for universal angle slides varies. Each pair of these slides can accommodate two 12"x20" (or gastronorm GN1/1) steam pans, or one 18"x26" (or GN 2/1) bun pans or two 14x18" trays.

Better food service equipment — standard models and custom designs.

D-23



SAMMONS EQUIPMENT MANUFACTURING CORPORATION Shammi Industries

390-A Meyer Circle, Corona, California 92879-1078

Phone (951) 340-3419

Fax (951) 340-2716

Three sides enclosed dual (twin) section carts, aluminum & stainless steel

- Dual (twin) section carts for banquet facilities & hospital tray delivery systems.
- Carts can be used individually or stored as a compact twin-unit with simple S/S locking pins.
- Choice of aluminum (with standard woodgrain vinyl on 3 sides) or stainless steel (vinyl optional) models.

These carts provide excellent mobility & storage capabilities for glass wares and other similar items using standard trays (14" x 18", 15" x 20", 16" x 20" or 18" x 26"). Aluminum models use extruded angle slides where as stainless steel models use special "no-tip" trapezoid 20 GA S/S channel slides. 5" deluxe casters, two corner bumpers at back and the locking device are standard. Top with 3 edges up allows an extra tray to be placed while serving. Each section interlocks with the other section for same tray size & capacity, thereby providing flexibility and interchangeability. S/S models use 18 GA. body and all welds are polished. Aluminum models are covered with vinyl on 3 sides for attractive appearance.



Dual (twin) section stainless steel unit using no-tip channel slides. Model 9260-SS-TZ-EN-1820

Aluminum Dual Section Models (furnished with vinyl on 3 sides)

Tray Size (inches)	Spacing (inches)	Model Number	*Capacity	Overall Dimensions (inches)			Weight (Pounds)
				Width	*Depth	Height	
14 x 18	5 1/16	9260-W-EN-1414	14	21 1/2	31	45	78
14 x 18	5 1/16	9260-W-EN-1420	20	21 1/2	31	60	86
15 x 20	5 1/16	9260-W-EN-1514	14	23 1/2	33	45	84
15 x 20	5 1/16	9260-W-EN-1520	20	23 1/2	33	60	92
16 x 22	5 1/16	9260-W-EN-1614	14	25 3/4	35	45	90
16 x 22	5 1/16	9260-W-EN-1620	20	25 3/4	35	60	101
18 x 26	5 1/16	9260-W-EN-1814	14	29 1/2	39	45	120
18 x 26	5 1/16	9260-W-EN-1820	20	29 1/2	39	60	131

Stainless Steel Dual Section Models (Vinyl is optional)

Tray Size (inches)	Spacing (inches)	Model Number	*Capacity	Overall Dimensions (inches)			Weight (Pounds)
				Width	*Depth	Height	
14 x 18	4 1/2	9260-SS-TZ-EN-1414	14	21 1/2	31	40 1/2	140
14 x 18	4 1/2	9260-SS-TZ-EN-1420	20	21 1/2	31	54	155
15 x 20	4 1/2	9260-SS-TZ-EN-1514	14	23 1/2	33	40 1/2	150
15 x 20	4 1/2	9260-SS-TZ-EN-1520	20	23 1/2	33	54	165
16 x 22	4 1/2	9260-SS-TZ-EN-1614	14	25 3/4	35	40 1/2	162
16 x 22	4 1/2	9260-SS-TZ-EN-1620	20	25 3/4	35	54	180
18 x 26	4 1/2	9260-SS-TZ-EN-1814	14	29 1/2	39	40 1/2	216
18 x 26	4 1/2	9260-SS-TZ-EN-1820	20	29 1/2	39	54	235
20 x 20	4 1/2	9260-SS-TZ-EN-2014	14	23 1/2	43	40 1/2	170
20 x 20	4 1/2	9260-SS-TZ-EN-2020	20	23 1/2	43	54	190



Options:

1. Woodgrain vinyl on S/S models (std. on alum. models).
2. Special vinyl (Consult factory).
3. Formica on 3 sides. (Consult factory).

*Depth and capacity is based on 2 section joined together. Each section will carry half the capacity shown.

Better food service equipment — standard models and custom designs.

Oval tray vertical storage, room service and fruit platter racks

390-A Meyer Circle, Corona, California 92879-1078


Phone (951) 340-3419

Fax (951) 340-2716


Oval tray vertical storage racks aluminum & stainless steel

- Heavy duty all welded construction.
- Single or double section with solid top.
- Ideal for 20 3/4"x25 1/2" or 22 3/4"x27 5/8" oval trays.
- 5" casters are standard

Model Number		Storage Capacity	O.A. Dimensions (Inches) W x D x H	Weight (Pounds)	
Alum	S/S			Alum	S/S
9565-OT-40	9565-SS-OT-40	40	25 x 29 x 38	47	72
9565-OT-80	9565-SS-OT-80	80	25 x 29 x 64	92	145



9565-SS-OT-40



9565-SS-OT-80

Room service tray racks, single & double

- Heavy duty all welded construction.
- Large angle slides to accommodate tapered trays.
- 5" casters are standard.

Type	Model Number	Tray Size (Inches)	Capacity	Spacing (Inches)	O.A. Dimensions (Inches)			Weight (Pounds)
					W	D	H	
Single Rack	9585-LA-1523-20	*15 1/2 x 23 1/2	20	6	26 1/4	32	69 7/16	90
	9585-LA-1628-20	*16 1/2 x 28	20	6	30 3/4	34	69 7/16	120
	9585-LA-1628-9	16 1/2 x 28	9	6	30 3/4	18 1/2	64 3/16	79
	9585-LA-1822-10	18 x 22 1/2	12	6	25 1/4	18 1/2	69 7/16	88
Double Rack	9585-D-LA-1523-20	15 1/2 x 23 1/2	20	6	35 3/4	26 1/2	69 7/16	168
	9585-D-LA-1628-20	16 1/2 x 28	20	6	37 3/4	29	69 7/16	155

*2 trays side loaded/pair of slides.

NOTES: 1. These racks are also available in s/s construction. Consult factory.

2. Racks can be tailor made to suit different tray sizes, capacities & spacings. Consult factory.

Sample trays are required with order.

Fruit platter racks for banquet service, aluminum

- Heavy duty construction.
- Furnished with 5" casters.
- Ideal for cold food platter (15 1/2"x22 5/8") for banquet service

Model Number	Type of Loading	Capacity	Spacing (Inches)	O.A. Dimensions (Inches)			Weight (Pounds)
				W	D	H	
S-4100-UA-15-18	Single End	18	3	20 3/8	26 1/2	64 3/16	66
S-4100-UA-15-15	Single End	15	4	20 3/8	26 1/2	69 7/16	78
S-4100-UA-15-30	Double End	*30	4	25 1/4	31	69 7/16	105
S-4100-UA-15-24	Double End	*24	5 1/16	25 1/4	31	69 7/16	89

*2 trays side by side/pair of slides.

NOTE: All racks will accommodate single 18"x 26" bun pans, end loaded. Custom size racks for roll-in refrigerators are also available. Consult factory.

Options:

A. Brakes on casters B. Corner bumpers C. Pan stop D. Wrap around bumpers



9585-LA-1822-10
(with optional corner bumper & pan stop)



S4100-UA-15-24
(with optional pan stop)

Better food service equipment — standard models and custom designs.

- **Ideal for storage of #10 and #5 cans.**
- **Self feeding – automatic stock rotation with rear loading.**
- **Shipped fully assembled. Sanitary and maintenance free.**
- **Optional front load/unload, first in/first out rotation available.**

These can racks use hi-tensile aluminum all welded construction.

Uprights are heavy wall extruded tubing/channels horizontal frame uses 2½"x1"x0.100" wall extruded t-bars and 1"x1¼" angle with 1" square tubing at front and back. Cross braces using square tubing are welded to uprites for tall stationary units to provide extra strength. Stationary units have adjustable feet. Mobile units are provided with 5" casters.



Mobile Unit
Model 9560-M-72



Stationary Unit
Model 9560-216

Rear Loading, Self Feeding

Type of Unit	Model Number	Capacity		Type of Top	O.A. Dimensions (Inches)			Weight (Inches)
		#10 Cans	#5 Cans		W	D	H	
Stationary	9560-216	162	216	None	25 5/8	37 1/4	72	75
	9560-240	180	240	None	25 5/8	37 1/4	79 1/2	88
Mobile	9560-M-72	72	96	*Aluminum	25 5/8	37 1/4	40 3/8	64
	9560-M-54	54	72	*Aluminum	25 5/8	37 1/4	35	58

Front Loading/Unloading, FIFO (first in, first out) Type

Type of Unit	Model Number	Capacity		Type of Top	O.A. Dimensions (Inches)			Weight (Inches)
		#10 Cans	#5 Cans		W	D	H	
Stationary	9560-285-FF	195	285	None	25 5/8	41 1/4	86 1/2	86
	9560-228-FF	156	228	None	25 5/8	41 1/4	69 1/2	75
	9560-171-FF	117	171	None	25 5/8	41 1/4	52 1/2	66

* For mobile units optional stainless steel top is available in lieu of aluminum top, add \$130 to list price.
All s/s construction is also available. Consult factory.

Options:

1. Removable solid shelf inserts (for smaller cans).
2. Stainless steel top (in lieu of aluminum) for mobile units.
3. All stainless construction.

***Optional stainless steel top is available.**

Better food service equipment — standard models and custom designs.



390-A Meyer Circle, Corona, California 92879-1078

Extra heavy duty stainless steel universal angle rack for correctional facilities

Phone (951) 340-3419

Fax (951) 340-2716

- 4" wide 14 ga. channel (1"x4"x1") uprights & 12 ga. s/s cross members.
- Extra heavy duty all welded s/s construction for correctional facilities.
- Furnished with 12 ga. s/s solid deck, wrap around bumper & 5" casters.
- Stays clean & sanitary with routine steam cleaning.

These unusual, versatile and extremely well built storage racks provide years of excellent service. They are specially designed for correctional facilities for roll-in refrigerator service to carry 18"x26" bun pans and 12"x20" steam pans. 14 ga. s/s channel (1"x4"x1") upright frames, 12 ga. s/s upper support & solid base and 14 ga. s/s universal angle slides (approx. 6" wide) are fully welded. Continuous 1" non marking wrap around bumper protects the base and 5" all swivel plate type casters provide easy mobility. The rack can also accommodate various other size trays/pans from 16" to 20" in width & up to 26" long. Casters are bolted to base with tamper resistant fastners. These racks can also be furnished with optional integral pan stop slides as shown on the picture on the right.




Model Number	Pan Capacity 18"x26" (see note)	Pan Spacing (Inches)	O.A. Dimensions (Inches) W x D x H	Weight (Pounds)
S-3131-EHD-12-F-SS	12	4½	26½ x 28 x 64	170

Options

1. Slides with integral pan stop at one end
2. Brakes on casters

NOTE: Each universal angle slide set or solid base can carry one (1) 18"x 26" bun pan end loaded or two (2) 12"x 20"x 2½" (or 4") steam pans/gastronorm pans (GN 1/1) side loaded.



S-3131-EHD-12-F-SS
(with optional integral pan stop)

Better food service equipment — standard models and custom designs.

D-27R

Syrup tank storage rack, Syrup "Bag-In Box" rack & Fish / poultry rack

390-A Meyer Circle, Corona, California 92879-1078

Phone (951) 340-3419

Fax (951) 340-2716

Syrup tank storage rack, all aluminum

- Vertical & horizontal storage of pre-mix & post-mix syrup tanks.
- All aluminum construction.
- 0.125" reinforced bottom shelf and 8" high rear panels in the back.

Model Number	Capacity (No. of tanks)	O.A. Dimensions (Inches)			Weight (Pounds)
		D	W	H	
9359-10	10 full & 10 empty	24¼	50¼	56	85

Options

Accessory flat top shelf (height= 70"). Provides over 8 sq ft. of storage space

Accessory top shelf with brackets to store 5 more empty tank (height= 72")



9359-10

(with accessory top shelf with brackets)

Syrup "Bag-In-Box" storage rack, all aluminum (for 11"x15 3/8" x8" H boxes)

- Excellent "Bag-In-Box" syrup storage racks.
- All welded aluminum construction.
- Heavy duty tubular/channel uprites.
- Solid top, sloping frames & adjustable feet.

Model Number	Capacity (No. of tanks)	O.A. Dimensions (Inches)			Weight (Pounds)
		D	W	H	
9562-8	8 Boxes	24¼	31	57½	84
9562-12	12 Boxes	24¼	43½	57½	102
9562-20	20 Boxes	24¼	56	69¾	168



9562-12

Fish/poultry rack

- All stainless steel construction.
- Ideal for storage of poultry or fish in ice.
- 1" square S/S tubing frame.
- Furnished with 3 lugs and quick disconnect hose (shipped loose)
- Choice of stationary or mobile units.

Type	Model#	O.A. Dimensions (Inches)			Shelf Clearance (Inches)	Weight (Pounds)
		W	D	H		
Stationary	9564-3-F	38½	21½	58¾	15¼	138
Mobile	9564-3-M	38½	21½	58¾	15¼	146



9564-3-M

Better food service equipment — standard models and custom designs.

D-28

- **Heavy duty & extra heavy duty vertical tray drying and storage racks for correctional & institutional use.**
- **Choice of corrugated shelves or all fixed extruded panel shelves.**

These racks use heavy wall 1½" x 1¼" aluminum (6063-75) tubular frame and 1½"x1½"x½" extruded (6061-T6) angle uprights completely welded to form a superstrong structure. Heavy wall channel bolsters are welded to bottom frame and furnished with 6" plate type polyurethane, all swivel casters. Corrugated shelves are welded to horizontal frames except that each intermediate frame has one removable shelf which lifts off without any tools. (There are no latches or any other removable parts) The extra heavy duty extruded panel models have all fixed shelves with no removable parts.



3 Section corrugated shelves
rack for Alladin/Tivoli
(13⅞"x15¼"x2½") trays
Model 9047-102-1315



3 Section corrugated shelves rack for
18"x26" (& 13"x18") trays,
Model 9047-117-1826



4 Section corrugated shelves
rack for 11⅝"x15½" trays,
Model 9047-160-1115



3 Section **extra heavy duty** extruded panels
(all shelves fixed) rack for 10"x14½" trays,
Model 9040-HD-FR-264-1014

Better food service equipment — standard models and custom designs.

Extra Heavy Duty Racks with Extruded Panel Shelves (all shelves fixed)

Model Number	Tray/Pan Size (Inches)	Pan Capacity	Pan Spacing (Inches)	Number of Sections	Type of Loading	O.A. Dimensions (Inches)			Weight (Pounds)
						D	L	H	
9040-HD-FR-264-1013	10 ¹¹ / ₁₆ x 13 ⁷ / ₈ x 1 ¹ / ₈	264	1 ¹ / ₂	3	Side	24 ³ / ₈	73 ¹ / ₄	57	229
9040-HD-FR-264-1014	10 x 14 ¹ / ₂ x 1 ⁵ / ₁₆	264	1 ¹ / ₂	3	Side	24 ³ / ₈	73 ¹ / ₄	58 ¹³ / ₁₆	231
9040-HD-FR-264-1115	11 ³ / ₈ x 15 ¹ / ₂ x 3 ¹ / ₄	264	1 ¹ / ₂	3	Side	24 ³ / ₈	73 ¹ / ₄	61 ¹³ / ₁₆	236
9040-HD-FR-264-1418	14 x 18	264	1 ¹ / ₂	3	Side	28 ³ / ₈	73 ¹ / ₄	70 ³ / ₁₆	235
9040-HD-FR-264-1520	15 x 20	264	1 ¹ / ₂	3	Side	31	73 ¹ / ₄	76 ¹ / ₂	246
9040-HD-FR-132-1622	16 x 22	132	1 ¹ / ₂	3	End	24 ³ / ₈	73 ¹ / ₄	63 ⁷ / ₈	228
9040-HD-FR-132-1826	18 x 26	132	1 ¹ / ₂	3	End	26 ¹ / ₂	73 ¹ / ₄	70	228
9040-HD-FR-120-1826	18 x 26	120	1 ¹ / ₂	3	End	26 ¹ / ₂	67 ¹ / ₄	70	225
9040-HD-FR-120-1315	13 ⁷ / ₈ x 15 ¹ / ₄ x 2 ¹ / ₂ (Alladin/Tivoli)	120	3	3	Side	28 ³ / ₈	67 ¹ / ₄	60 ³ / ₁₆	210
9040-HD-FR-132-1315		132	3	3	Side	28 ³ / ₈	73 ¹ / ₄	60 ³ / ₁₆	220
9040-HD-FR-176-1315		176	3	4	Side	28 ³ / ₈	73 ¹ / ₄	77 ³ / ₁₆	245
9040-HD-FR-216-1013	10 ¹¹ / ₁₆ x 13 ⁷ / ₈ x 1 ¹ / ₈	216	1 ¹ / ₂	3	Side	24 ³ / ₈	61 ¹ / ₄	57	201
9040-HD-FR-216-1014	10 x 14 ¹ / ₂ x 1 ⁵ / ₁₆	216	1 ¹ / ₂	3	Side	24 ³ / ₈	61 ¹ / ₄	58 ¹³ / ₁₆	206
9040-HD-FR-216-1115	11 ³ / ₈ x 15 ¹ / ₂ x 3 ¹ / ₄	216	1 ¹ / ₂	3	Side	24 ³ / ₈	61 ¹ / ₄	61 ¹³ / ₁₆	210
9040-HD-FR-160-1013	10 ¹¹ / ₁₆ x 13 ⁷ / ₈ x 1 ¹ / ₈	160	1 ¹ / ₂	4	End	26 ¹ / ₂	37 ¹ / ₄	57 ³ / ₈	220
9040-HD-FR-160-1014	10 x 14 ¹ / ₂ x 1 ⁵ / ₁₆	160	1 ¹ / ₂	4	End	29 ¹ / ₄	37 ¹ / ₄	60 ³ / ₁₆	218
9040-HD-FR-160-1115	11 ³ / ₈ x 15 ¹ / ₂ x 3 ¹ / ₄	160	1 ¹ / ₂	4	End	31	37 ¹ / ₄	63 ⁷ / ₈	224
9040-HD-FR-168-1013	10 ¹¹ / ₁₆ x 13 ⁷ / ₈ x 1 ¹ / ₈	168	1 ¹ / ₂	3	Side	24 ³ / ₈	49 ¹ / ₄	57	185
9040-HD-FR-168-1014	10 x 14 ¹ / ₂ x 1 ⁵ / ₁₆	168	1 ¹ / ₂	3	Side	24 ³ / ₈	49 ¹ / ₄	58 ¹³ / ₁₆	187
9040-HD-FR-168-1115	11 ³ / ₈ x 15 ¹ / ₂ x 3 ¹ / ₄	168	1 ¹ / ₂	3	Side	24 ³ / ₈	49 ¹ / ₄	61 ¹³ / ₁₆	189
9040-HD-FR-216-1418	14 x 18	216	1 ¹ / ₂	3	Side	28 ³ / ₈	61 ¹ / ₄	70 ³ / ₁₆	198
9040-HD-FR-240-1418	14 x 18	240	1 ¹ / ₂	3	Side	28 ³ / ₈	67 ¹ / ₄	70 ³ / ₁₆	215
9040-HD-FR-40-1220	12 x 20 x 2 ¹ / ₂	40	3	2	Side	26 ¹ / ₂	37 ¹ / ₄	56 ¹ / ₄	145
9040-HD-FR-330-810	TEMPTECH 8 ³ / ₄ x 10 ¹ / ₂ (2" or 2 ³ / ₄ " thick)	330	3	5	Side	28 ³ / ₈	73 ¹ / ₄	75 ¹ / ₄	248
9040-HD-FR-264-810		264	3	4	Side	28 ³ / ₈	73 ¹ / ₄	62 ³ / ₁₆	210
9040-HD-FR-660-810		660	1 ¹ / ₂	5	Side	28 ³ / ₈	73 ¹ / ₄	75 ³ / ₈	248
9040-HD-FR-330-89		330	3	5	Side	28 ³ / ₈	73 ¹ / ₄	71 ³ / ₈	248
9040-HD-FR-264-1410		264	1 ¹ / ₂	3	Side	24 ³ / ₈	73 ¹ / ₄	57 ³ / ₁₆	180
9040-HD-FR-440-1015	10 ³ / ₄ x 15 x 1 ³ / ₈	440	1 ¹ / ₂	5	End	30 ³ / ₈	73 ¹ / ₄	74	284
9040-HD-FR-352-1014	10 ³ / ₁₆ x 14 ¹ / ₄ x 1 ¹ / ₄	352	1 ¹ / ₂	4	End	29 ¹ / ₄	73 ¹ / ₄	59 ³ / ₄	248
9040-HD-FR-180-1418	14 x 18 x 1 ³ / ₄	180	1 ¹ / ₂	3	Side	28 ³ / ₈	73 ¹ / ₄	70 ³ / ₄	220

Heavy duty racks with corrugated shelves

Model Number	Tray/Pan Size (Inches)	Pan Capacity	Pan Spacing (Inches)	Number of Sections	Type of Loading	O.A. Dimensions (Inches)			Weight (Pounds)
						D	L	H	
9047-264-1013	10 ¹¹ / ₁₆ x 13 ⁷ / ₈ x 1 ¹ / ₈	264	1 ¹ / ₄	3	Side	24 ³ / ₈	60 ³ / ₄	57	154
9047-264-1014	10 x 14 ¹ / ₂ x 1 ⁵ / ₁₆	264	1 ¹ / ₄	3	Side	24 ³ / ₈	60 ³ / ₄	59 ³ / ₈	158
9047-264-1115	11 ³ / ₈ x 15 ¹ / ₂ x 3 ¹ / ₄	264	1 ¹ / ₄	3	Side	24 ³ / ₈	60 ³ / ₄	62 ³ / ₈	162
9047-264-1418	14 x 18	264	1 ¹ / ₄	3	Side	29 ¹ / ₄	60 ³ / ₄	70 ³ / ₁₆	179
9047-234-1418	14 x 18	234	1 ¹ / ₂	3	Side	26 ³ / ₈	63 ³ / ₄	70 ³ / ₁₆	168
9047-117-1520	15 x 20	117	1 ¹ / ₂	3	End	26 ³ / ₈	63 ³ / ₄	61 ¹ / ₂	160
9047-117-1622	16 x 22	117	1 ¹ / ₂	3	End	26 ³ / ₈	63 ³ / ₄	64 ¹ / ₂	163
9047-117-1826	18 x 26	117	1 ¹ / ₂	3	End	26 ³ / ₈	63 ³ / ₄	70	178
9047-102-1315	13 ⁷ / ₈ x 15 ¹ / ₄ x 2 ¹ / ₂ (Alladin/Tivoli)	102	3 ³ / ₁₆	3	Side	28 ³ / ₈	59 ¹¹ / ₁₆	60 ³ / ₈	158
9047-152-1315		152	3 ³ / ₁₆	4	Side	28 ³ / ₈	66 ¹ / ₁₆	77 ³ / ₁₆	189
9047-234-1015	10 ³ / ₄ x 15 x 1 ⁹ / ₁₆ (Duralux T-200)	234	1 ¹ / ₂	3	Side	24 ³ / ₈	64 ¹ / ₂	60 ³ / ₁₆	145
9047-160-1013	10 ¹¹ / ₁₆ x 13 ⁷ / ₈	160	1 ¹ / ₄	4	End	29 ¹ / ₄	30 ³ / ₄	60 ³ / ₄	135
9047-160-1115	11 ³ / ₈ x 15 ¹ / ₂	160	1 ¹ / ₄	4	End	29 ¹ / ₄	30 ³ / ₄	64 ¹ / ₈	138
9047-272-1013	10 ¹¹ / ₁₆ x 13 ⁷ / ₈	272	1 ¹ / ₄	4	End	29 ¹ / ₄	47 ¹ / ₈	60 ³ / ₈	165
9047-272-1115	11 ³ / ₈ x 15 ¹ / ₂	272	1 ¹ / ₄	4	End	29 ¹ / ₄	47 ¹ / ₈	64 ¹ / ₈	168
9047-352-1013	10 ¹¹ / ₁₆ x 13 ⁷ / ₈ x 1 ¹ / ₈	352	1 ¹ / ₄	4	Side	24 ³ / ₈	60 ³ / ₄	73	189
9047-352-1014	10 x 14 ¹ / ₂ x 1 ⁵ / ₁₆	352	1 ¹ / ₄	4	Side	24 ³ / ₈	60 ³ / ₄	75 ¹ / ₂	192
9047-40-1220	*12 x 20 x 2 ¹ / ₂	40	3	2	Side	26 ³ / ₈	35 ¹ / ₂	56 ¹ / ₄	115
9047-78-1220	*12 x 20 x 2 ¹ / ₂	78	3	2	Side	26 ³ / ₈	64 ¹ / ₂	56 ¹ / ₄	130
9047-120-1220	*12 x 20 x 2 ¹ / ₂	120	3	3	Side	26 ³ / ₈	64 ¹ / ₂	78 ³ / ₈	175
9047-576-1014	14 x 10 x 1 ¹ / ₄	576	1 ¹ / ₂	4	Side	33	78	74 ¹ / ₄	220
9047-680-0608	8 ⁷ / ₁₆ x 6 ³ / ₈ x 1 ³ / ₈	680	2	5	Side	28 ³ / ₈	74 ¹ / ₄	73	280

*Rack will accommodate 4" or 6" deep steam pans & gastronorm (GN 2/1 & GN 1/1) pans. Capacity will vary.

9047 Series racks are also available with aluminum frame & stainless steel corrugated shelves (add "-SS-CR" after model number) or in all stainless steel construction (add "-SS-HD" after model number). Consult factory.

Options for tray drying rack:

- A. For depth over 30³/₈" (up to 34" max)
- B. For extra length (up to 18" more)
- C. Extra section

Note: Overall depth/length/height restrictions apply. Consult factory.

- D. S/S construction

- E. 6 casters (4 swivel, 2 rigid)
- F. Spacing of 2", 2¹/₂", 3³/₄" or 4" for corrugations
- G. Bottom shelf flat without any corrugations or guides for storing misc. pots & pans (will reduce overall capacity of trays being stored)

- **Designed to carry 2½" thick food trays.**
- **Heavy duty all welded construction.**

These racks are built for institutional use to carry up to 200 modern food trays. (See size listed below.) Heavy duty reinforced shelves with 0.080" thick guides provide years of service. 6" polyurethane casters (2 rigid, 2 swivel) and wrap around bumper are standard. Uprights are specially extruded 1-5/8"x1-5/8"x1/8" angle. Two trays are stored per guide, one behind the other.



Model S-5108-13-200



3 Section
Model S-5108-13-126

Custom built sizes are available for different size trays. Please consult factory and furnish sample tray.

Tray Size	Model Number	Capacity (Trays)	No. of Compart- ments	Overall Dimensions (inches) W x L x H	Weight (Pounds)
13 ⁷ / ₈ " x 15 ¹ / ₄ " x 2 ¹ / ₂ " Alladin (Tivoli)	S-5108-13-200	200	4	29 ¹ / ₄ x 82 ¹ / ₄ x 78 ³ / ₄	281
	S-5108-13-176	176	4	29 ¹ / ₄ x 74 ¹ / ₄ x 78 ³ / ₄	270
	S-5108-13-168	168	4	29 ¹ / ₄ x 70 ¹ / ₄ x 78 ³ / ₄	266
	S-5108-13-150	150	3	29 ¹ / ₄ x 82 ¹ / ₄ x 61 ³ / ₈	238
	S-5108-13-132	132	3	29 ¹ / ₄ x 74 ¹ / ₄ x 61 ³ / ₈	230
	S-5108-13-126	126	3	29 ¹ / ₄ x 70 ¹ / ₄ x 61 ³ / ₈	220
	S-5108-13-96	96	3	29 ¹ / ₄ x 56 ¹ / ₄ x 61 ³ / ₈	185

NOTE: These racks are also available in s/s construction. Racks are also available for other thick insulated trays. Consult factory.

- Options:** (A) 6" balloon casters
(B) 8" polyurethane casters
(C) S/S construction



SAMMONS EQUIPMENT

MANUFACTURING CORPORATION
Shammi Industries

Tray drying and storage racks, all aluminum

390-A Meyer Circle, Corona, California 92879-1078

Phone (951) 340-3419

Fax (951) 340-2716

- Vertical tray drying and storage racks for various pan sizes.
- Offered in removable corrugated shelves or extra heavy duty (fixed) extruded panel type shelves.



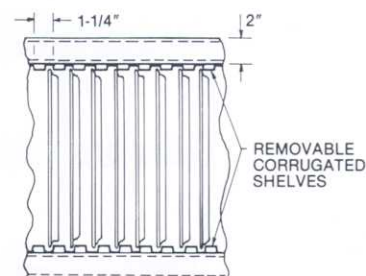
These racks are designed to facilitate air drying. Corrugated shelves allow trays to be spaced on 1 1/4" centers and both shelves are removable without the use of any tools. Extra heavy duty models use extruded side panels which are welded to the frame and which allow trays to be stored on 1 1/2" centers. **Both type of units are shipped completely assembled.**



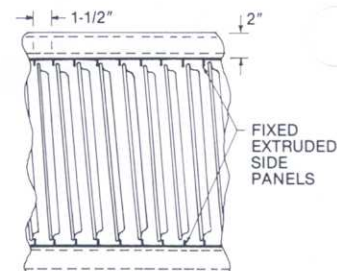
Model 9040-264-11
(with removable corrugated shelves)



Model 9040-264-FR10
(with fixed extruded side panels)



REMOVABLE
CORRUGATED
SHELVES



FIXED
EXTRUDED
SIDE
PANELS

Specifications:

Uprights and horizontal frame sides are 2"x1"x1/8". Extruded channels are welded together to form strong structure. Corrugated shelves are 0.063" thick aluminum and provide 1 1/4" spacing. Extruded side panels are 0.075" interlocking type and provide 1 1/2" spacing. Casters are 5"x1 1/4" deluxe, N.S.F. approved. Gussets are welded to uprights at bottom corners for extra rigidity when using stem casters. Extruded side panel type racks use 1 1/2 x 1 3/4 heavy wall rectangular tubing frame and heavy wall uprights.

Type of Shelf	Model No.	Pan Spacing (Inches)	Pan Capacity	Pan Size (Inches)	Overall Dimensions (Inches)			Weight (pounds)
					Depth	Length	Height	
Corrugated (All Shelves Removable)	9040-264-10	1 1/4	264	10x14 1/2	24 1/2	60 5/8	63 7/16	146
	9040-264-11	1 1/4	264	11-5/8x15 1/2	24 1/2	60 5/8	66 1/2	149
	*9040-264-14	1 1/4	264	14x18	30 1/2	60 5/8	74	154
Extruded Panels (All Shelves Fixed)	9040-264-FR10	1 1/2	264	10x14 1/2	24 1/2	70 3/8	63 7/16	227
	9040-264-FR11	1 1/2	264	11-5/8x15 1/2	24 1/2	70 3/8	66 1/2	231
	*9040-264-FR14	1 1/2	264	14x18	30 1/2	70 3/8	74	236

Options: 1. Push handle 2. Leg bumpers. 3. Plate casters (6" or 8").

*Will also carry 132 bun pans (18" x 26"). Must specify while ordering.

Better food service equipment — standard models and custom designs.

- Vertical tray drying and storage racks for various pan sizes.
- Heavy duty welded shelves are adjustable on tubular posts (unit is shipped knocked down).

These racks are designed to facilitate air drying. All shelves are removable and adjustable. Two types of guide spacing are offered. 1 1/2" guide spacing is for 18"x26" bun pans or other trays which are less than 1 1/2" thick. 12"x20" steam pans (2 1/2", 4" or 6" thick) can also be stored on these shelves by skipping guides. 3" guide spacing is ideal for many insulated or other types of trays up to 2 3/4" thick.



Model 9040-AS-1826-117

Specifications:

Uprights are 1" S/40 aluminum pipe. Horizontal frames are made from 1 1/2"x1 1/2" or 1 1/2"x1 3/4" heavy wall rectangular aluminum tubing. Guides are extruded side panels 0.075" to 0.100" thick deburred and radiused and welded to both sides of the horizontal tubing frame to provide either 1 1/2" or 3" spacing. Other spacings are also available. Shelves have corner blocks with set screws which allow the shelves to be adjusted to proper height & spacing.

Model Number	Pan Spacing (Inches)	Pan Capacity	No. of Sections	Pan Size (Inches)	O.A. Dimensions (Inches) W x L x H	Weight (Pounds)
9040-AS-1826-117	1 1/2	117	3	18 x 26	26 1/2 x 67 x 72 1/4	210
9040-AS-1418-234	1 1/2	234	3	14 x 18	29 1/2 x 67 x 72 1/4	240
9040-AS-1115-234	1 1/2	234	3	10 x 14 1/2 11 x 15 1/2	26 1/2 x 67 x 72 1/4	198
9040-AS-3-1315	3	Varies	3	up to 2 3/4 thick	29 1/2 x 67 x 72 1/4	255



Options:

1. Push handle
2. Donut bumpers
3. 6" Casters
4. Extra section
5. 3 sided frame at bottom

Heavy duty tray storage dolly

- Heavy duty all welded aluminum construction.
- Available for 18"x 26" bun pans & 22¾"x 27½" oval trays.
- Rolls on 6" heavy duty casters.

These heavy duty transport & storage racks are constructed of heavy wall aluminum tubing and provide ample tray storage capabilities. 6" heavy duty casters are standard. These racks can also be modified at the factory to suit other tray sizes.

Model Number	Approx. Capacity	Tray/Pan Type	O.A. Dimensions D x W x H (Inches)	Weight (Pounds)
9130-140-1826	140	18"x 26"	30½ x 22 x 63½	95
9130-100-1826	100	Bun Pans	30½ x 22 x 52½	90
9130-140-OT	140	22¾"x 27½"	29½ x 26½ x 65	103
9130-100-OT	100	Oval Trays	29½ x 26½ x 54	96

Options:

1. 6" floor lock
2. 8" floor locks
3. 8" polyurethane casters (in lieu of 6")



9130-140-1826



9130-140-OT

Slicer/mixer stand, heavy duty aluminum with stainless steel top

- Heavy duty construction
- Furnished with s/s top, 4 floor locks & 5" swivel casters, 2 with brakes.

These heavy duty slicer/mixer stands are constructed of heavy wall aluminum frame & stainless steel top. Uprights are 2"x1"x1/8" aluminum channels welded to 0.190" thick aluminum base. The two walls are made of extruded aluminum side panels 0.075" thick with 0.100" thick horizontal guides spaced on 1 ½" centers which allow for transporting 18"x26" bun pans. Four 5" H.D. swivel casters, 2 with brakes are furnished on a diagonal pattern & each corner has a 5" floor lock (4 total). An optional accessory post for pots & pans is available.

Model Number	Pan Capacity (18"x 26")	Pan Spacing (Inches)	O.A. Dimensions (Inches)			Weight (Pounds)
			W	D	H	
9588-FL-ST-1817	17	1½	22	30½	35	89
9588-FL-ST-1815	15	1½	22	30½	32	86
9588-FL-ST-1811	11	1½	22	30½	26	80

Optional accessory post is also available. Consult factory.

Options:

1. Corner bumper
2. Wrap around bumper
3. Brakes on all 4 casters
4. Vertical pan stop
5. Accessory utensil/pots & pan storage rack (1 5/8" O.D. s/s removable post with s/s bars).



9585-FL-ST-1815