

Fully assembled racks, aluminum & stainless steel

- 5" casters are standard and racks are fully welded at top & bottom

End Loading Racks (standard duty)

Aluminum Model No.	Stainless Steel Model No.	Pan Size (Inches)	Pan Capacity	Spacing (Inches)	O.A. Dimensions (Inches)			Weight (Pounds)	
					W	D	H	Alum	S/S
9580-20	2580-20	18 x 26	20	3	20 $\frac{3}{8}$	26 $\frac{1}{2}$	69 $\frac{7}{16}$	56	69
9580-18	2580-18	18 x 26	18	3	20 $\frac{3}{8}$	26 $\frac{1}{2}$	64 $\frac{3}{16}$	54	66
9580-10	2580-10	18 x 26	10	3	20 $\frac{3}{8}$	26 $\frac{1}{2}$	39	52	63
9580-30	2580-30	18 x 26	30	2	20 $\frac{3}{8}$	26 $\frac{1}{2}$	69 $\frac{7}{16}$	75	90
9580-24	2580-24	18 x 26	24	2 $\frac{1}{2}$	20 $\frac{3}{8}$	26 $\frac{1}{2}$	69 $\frac{7}{16}$	60	72
9580-22	2580-22	18 x 26	22	2 $\frac{1}{2}$	20 $\frac{3}{8}$	26 $\frac{1}{2}$	64	57	68
9580-1810	2580-1810	18 x 26	10	2 $\frac{1}{2}$	20 $\frac{3}{8}$	26 $\frac{1}{2}$	34	40	51
9580-12	2580-12	18 x 26	12	5 $\frac{1}{16}$	20 $\frac{3}{8}$	26 $\frac{1}{2}$	69 $\frac{7}{16}$	46	57
9580-11	2580-11	18 x 26	11	5 $\frac{1}{16}$	20 $\frac{3}{8}$	26 $\frac{1}{2}$	64 $\frac{3}{16}$	44	55
9580-15	2580-15	18 x 26	15	4	20 $\frac{3}{8}$	26 $\frac{1}{2}$	69 $\frac{7}{16}$	40	52

NOTE: End loading racks for 18"x 26" bun pans are also available as roll-in racks.
Medium duty racks are also available. Consult factory. For options, see page D-3.

Wide Open Racks (standard duty)

Aluminum Model No.	Stainless Steel Model No.	Pan Size (Inches)	Pan Capacity	Spacing (Inches)	O.A. Dimensions (Inches)			Weight (Pounds)	
					W	D	H	Alum	S/S
9580-W-20	2580-W-20	18 x 26	20	3	28 $\frac{3}{8}$	18 $\frac{1}{2}$	69 $\frac{7}{16}$	50	69
9580-W-18	2580-W-18	18 x 26	18	3	28 $\frac{3}{8}$	18 $\frac{1}{2}$	64 $\frac{3}{16}$	48	60
9580-W-12	2580-W-12	18 x 26	12	5 $\frac{1}{16}$	28 $\frac{3}{8}$	18 $\frac{1}{2}$	69 $\frac{7}{16}$	40	52

End Loading Rack (economy)

Aluminum Model Number	Pan Size (Inches)	Pan Capacity	Pan Spacing (Inches)	O.A. Dimensions (Inches)			Weight (Pounds)
9581-EC-20	18 x 26	20	3	20 $\frac{3}{8}$	26 $\frac{1}{2}$	70	46

NSF

Knocked down (K.D.) type racks, aluminum

- Knocked down construction for easy assembly & freight savings.
- All K.D. units can be shipped via U.P.S.
- 5" plate casters provide extra rigidity at base compared to stem casters.
- All aluminum construction.

For 18"x 26" Bun Pans (end loaded)

Type	Model Number	Pan Capacity	Pan Spacing (Inches)	O.A. Dimensions (Inches)			Weight (Pounds)
				W	D	H	
Economy	9581-ECKD-20	20	3	20 $\frac{3}{8}$	26 $\frac{1}{2}$	70	45
Std. Duty	9581-KD-20	20	3	20 $\frac{3}{8}$	26 $\frac{1}{2}$	70	58

NOTES 1: These racks are also available in side load construction. Add "-W" after model number

For Donut Screens (end loaded, except as noted)

9581-ECKD-20

Model Number	Screen Size (Inches)	Screen Capacity	Screen Spacing (Inches)	O.A. Dimensions (Inches)			Weight (Pounds)
				W	D	H	
9581-KD-2420	23 x 23 or 24 x 24	20	3	26 $\frac{3}{8}$	26 $\frac{1}{2}$	70	62
9581-KD-3420	*23 x 33 or 24 x 34	20	3	36 $\frac{3}{8}$	26 $\frac{1}{2}$	70	64

*Side loaded.

- NOTES 1: All knocked down racks are also available as fully assembled & welded at top & bottom. Delete "-KD" from model number.
- 2: Knocked down racks are also available for other pan sizes & spacings as well as in heavier duty construction. Economy racks for wire screens are also available. Consult factory.



9580-20



9580-W-20



9581-ECKD-20



Special angle slide racks for food boxes, lugs & pans

390-A Meyer Circle, Corona, California 92879-1078

Phone (951) 340-3419

Fax (951) 340-2716

Large angle slide food box racks

- All aluminum construction.
- Extra large slides to carry 18"x 26"x 6" food boxes/lugs.
- 5" casters are standard.

(Will also carry standard 18"x 26" bun pans).

Type of Rack	Model Number	Spacing on Centers (Inches)	Lug Capacity 18"x26"x6"	O.A. Dimensions (Inches) W x D x H	Weight (Pounds)
Single	9583-LA-9	6½	9	20¾ x 26½ x 69 ⁷ / ₁₆	92
Double	9583-D-LA-18	6½	18	40¾ x 26½ x 69 ⁷ / ₁₆	154
Triple	9583-3-LA-27	6½	27	59¾ x 26½ x 69 ⁷ / ₁₆	218



DOUBLE RACK

Large angle slide combination racks

(for 18"x26" bun pans & 12"x20" steam pans)

- All aluminum construction.
- 5" casters are standard.
- 18"x 26" bun pans rest on slides.
- 12"x 20" steam pans are lip loaded.

Model Number	Slide Spacing (Inches)	*Capacity	O.A. Dimensions (Inches) W x D x H	Weight (Pounds)
9585-LA-20	3	20	20¾ x 26½ x 69 ⁷ / ₁₆	80
9585-LA-18	3	18	20¾ x 26½ x 64 ³ / ₁₆	74
9585-LA-12	5 ¹ / ₁₆	12	20¾ x 26½ x 69 ⁷ / ₁₆	68
9585-LA-11	5 ¹ / ₁₆	11	20¾ x 26½ x 64 ³ / ₁₆	64



9585-LA-12

*Capacity is based on one 18"x 26" bun pan or one 12"x 20"x 2½" steam pans.

Heavy duty lug rack

- Ideal for 16"x 25"x 8" lugs.
- 5" casters are standard.
- All welded aluminum construction.
- Lugs are lip loaded.

Model Number	Pan Spacing (Inches)	Capacity	O.A. Dimensions (Inches) W x D x H	Weight (Pounds)
9585-6-10-1625	10	6	19¼ x 26½ x 69 ⁷ / ₁₆	55



9585-6-10-1625

Extra heavy duty lug rack (for 15"x 20"x 5" lugs)

- Extra heavy duty all welded construction.
- Furnished with large angle slides for lugs to rest on
- 5" casters are standard.
- Provided with vertical side reinforcement.

Model Number	Pan Spacing (Inches)	Capacity	O.A. Dimensions (Inches) W x D x H	Weight (Pounds)
9585-EHD-LA-10	6	10	18¼ x 23½ x 69 ⁷ / ₁₆	69



9585-EHD-LA-10

(with optional corner bumpers & pan stop)

Options for all racks:

- A. Brakes on casters B. Corner bumpers C. Pan stop D. Wrap around bumper

Better food service equipment — standard models and custom designs.

D-2R

SAMMONS EQUIPMENT MANUFACTURING CORPORATION Shammi Industries

Heavy duty fixed angle roll-in slide racks. Aluminum & stainless steel

390-A Meyer Circle, Corona, California 92879-1078

Phone (951) 340-3419

Fax (951) 340-2716

- Heavy duty racks for hotels, restaurants, hospitals and bakeries and for roll-in refrigerator service.
- Choice of end loading or side loading.

Specifications:

- **Angle Slides:** 1¹³/₁₆" wide heavy wall double beaded extruded aluminum or 18 Ga. stainless steel angle.
- **Uprights:** 2"x1"x1/8" extruded aluminum channels or heavy gauge stainless steel channels/angles.


- **Top & Bottom:** 2³/₈" x 1" aluminum channels or heavy gauge stainless steel channels/tubing. Frame completely welded at top and bottom.

- **Casters:** 5"x1¹/₄" deluxe, all swivel

NSF[®]

Single End Loading Racks (Except as noted)

Aluminum Model No.	Stainless Steel Model No.	Pan Size (inches)	Pan Capacity	Spacing (inches)	O.A. Dimension (inches)			Weight (Pounds)	
					Width	Depth	Height	Alum.	S.S.
9585-1820	2585-1820	18x26	20	3	20 ³ / ₈	26 ¹ / ₂	69 ⁷ / ₁₆	59	125
9585-1818	2585-1818	18x26	18	3	20 ³ / ₈	26 ¹ / ₂	64 ³ / ₁₆	56	120
9585-1816	2585-1816	18x26	16	3	20 ³ / ₈	26 ¹ / ₂	57 ³ / ₁₆	54	116
9585-1809	2585-1809	18x26	9	3	20 ³ / ₈	26 ¹ / ₂	36	49	112
9585-1824	2585-1824	18x26	24	2 ¹ / ₂	20 ³ / ₈	26 ¹ / ₂	69 ⁷ / ₁₆	65	135
9585-1822	2585-1822	18x26	22	2 ¹ / ₂	20 ³ / ₈	26 ¹ / ₂	64 ³ / ₁₆	62	130
9585-1821	2585-1821	18x26	21	2 ¹ / ₂	20 ³ / ₈	26 ¹ / ₂	61 ¹⁵ / ₁₆	60	125
9585-1819	2585-1819	18x26	19	2 ¹ / ₂	20 ³ / ₈	26 ¹ / ₂	56 ¹⁵ / ₁₆	58	120
9585-1810	2585-1810	18x26	10	2 ¹ / ₂	20 ³ / ₈	26 ¹ / ₂	34 ⁷ / ₁₆	50	110
9585-1815	2585-1815	18x26	15	4	20 ³ / ₈	26 ¹ / ₂	69 ⁷ / ₁₆	53	114
9585-1812	2585-1812	18x26	12	5 ¹ / ₁₆	20 ³ / ₈	26 ¹ / ₂	69 ⁷ / ₁₆	52	112
9585-1811	2585-1811	18x26	11	5 ¹ / ₁₆	20 ³ / ₈	26 ¹ / ₂	64 ³ / ₁₆	51	110
9585-1806	2585-1806	18x26	6	5 ¹ / ₁₆	20 ³ / ₈	26 ¹ / ₂	39 ⁷ / ₁₆	38	86
9585-2010	2585-2010	20x20	10	5 ¹ / ₁₆	22 ³ / ₈	23 ¹ / ₂	59 ⁷ / ₁₆	51	110
9585-2008	2585-2008	Glass	8	6	22 ³ / ₈	23 ¹ / ₂	57 ⁷ / ₁₆	49	112
9585-2005	2585-2005	Racks	5	6	22 ³ / ₈	23 ¹ / ₂	39 ⁷ / ₁₆	38	86
9585-1509	2585-1509	15x20	9	5 ¹ / ₁₆	18 ¹ / ₄	23 ¹ / ₂	55	49	112
9585-1524	2585-1524	15x20	*24	5 ¹ / ₁₆	23	31	69 ⁷ / ₁₆	57	122
9585-1522	2585-1522	15x20	*22	5 ¹ / ₁₆	23	31	64 ³ / ₁₆	55	118
9585-1440	2585-1440	14x18	*40	3	20 ³ / ₈	29	69 ⁷ / ₁₆	62	132
9585-1436	2585-1436	14x18	*36	3	20 ³ / ₈	29	64 ³ / ₁₆	59	123
9585-1424	2585-1424	14x18	*24	5 ¹ / ₁₆	20 ³ / ₈	29	69 ⁷ / ₁₆	54	116
9585-1418	2585-1418	14x18	*18	5 ¹ / ₁₆	20 ³ / ₈	29	55	52	112
9585-2112	2585-2112	**20 ⁷ / ₁₆ x25 ¹ / ₂	12	5 ¹ / ₁₆	23 ³ / ₈	26 ¹ / ₂	69 ⁷ / ₁₆	54	116
9585-2111	2585-2111	**20 ⁷ / ₁₆ x25 ¹ / ₂	11	5 ¹ / ₁₆	23 ³ / ₈	26 ¹ / ₂	64 ³ / ₁₆	52	112
9585-2120	2585-2120	**20 ⁷ / ₁₆ x25 ¹ / ₂	20	3	23 ³ / ₈	26 ¹ / ₂	69 ⁷ / ₁₆	64	138
9585-2118	2585-2118	**20 ⁷ / ₁₆ x25 ¹ / ₂	18	3	23 ³ / ₈	26 ¹ / ₂	64 ³ / ₁₆	61	132
9585-1609	2585-1609	16x22	9	5 ¹ / ₁₆	19 ¹ / ₄	23 ¹ / ₂	55	50	110
9585-1224	2585-1224	12x19 or 12x20 trays	*24	5 ¹ / ₁₆	22 ³ / ₈	26 ¹ / ₂	69 ⁷ / ₁₆	60	128



End Loading
Model 9585-1820

*2 Trays side by side on same pair of slides

**Gastronorm GN 2/1 & European maxipans (530mm x 650mm) 3/4" and 1¹/₂" thick.

Options:

1. Corner Bumpers.
2. Wheel brakes (pair).
3. Vertical Pan stop.
4. Solid base.
5. Wrap around bumper.
6. Floor lock.
7. Polyurethane casters.

Wide Opening Racks (Side loading)

Aluminum Model No.	Stainless Steel Model No.	Pan Size (inches)	Pan Capacity	Spacing (inches)	O.A. Dimension (inches)			Weight (Pounds)	
					Width	Depth	Height	Alum.	S.S.
9585-W-1820	2585-W-1820	18x26	20	3	28 ³ / ₈	18 ¹ / ₂	69 ⁷ / ₁₆	55	110
9585-W-1818	2585-W-1818	18x26	18	3	28 ³ / ₈	18 ¹ / ₂	64 ³ / ₁₆	53	105
9585-W-1817	2585-W-1817	18x26	17	3	28 ³ / ₈	18 ¹ / ₂	59 ⁷ / ₁₆	52	102
9585-W-1812	2585-W-1812	18x26	12	5 ¹ / ₁₆	28 ³ / ₈	18 ¹ / ₂	69 ⁷ / ₁₆	49	98
9585-W-1811	2585-W-1811	18x26	11	5 ¹ / ₁₆	28 ³ / ₈	18 ¹ / ₂	64 ³ / ₁₆	47	95
9585-W-1810	2585-W-1810	18x26	10	5 ¹ / ₁₆	28 ³ / ₈	18 ¹ / ₂	59 ⁷ / ₁₆	46	93
9585-W-1809	2585-W-1809	18x26	9	5 ¹ / ₁₆	28 ³ / ₈	18 ¹ / ₂	55	45	90
9585-W-1612	2585-W-1612	16x22	12	5 ¹ / ₁₆	25 ¹ / ₈	18 ¹ / ₂	69 ⁷ / ₁₆	48	97
9585-W-1609	2585-W-1609	16x22	9	5 ¹ / ₁₆	25 ¹ / ₈	18 ¹ / ₂	55	44	92

Better food service equipment — standard models and custom designs.



SAMMONS EQUIPMENT MANUFACTURING CORPORATION Shammi Industries

390-A Meyer Circle, Corona, California 92879-1078

Phone (951) 340-3419

Fax (951) 340-2716

Fixed angle ledge roll-in racks, extra heavy duty aluminum & stainless steel

- Extra heavy duty, top of the line, all welded racks for storage and roll-in service for correctional & heavy institutional use.

Specifications:

- Angle Slides: 2" wide x 0.100" thick double beaded extruded aluminum or heavy GA. stainless steel.
- Uprights: 2" x 1" x 1/8" extruded aluminum channels or 14 GA. stainless steel angle/channel.
- Top & Bottom: 2 3/8" x 1" x 1/8" aluminum channels or 14 GA. stainless steel angle/channel.
- Casters: 5" x 1 1/4" deluxe, all swivel.
- Bolsters: Extra heavy duty.

Single End Loading Racks: (Except as noted)

Aluminum Model No.	Stainless Steel Model No.	Pan Size (Inches)	Pan Cap.	Pan Spacing (Inches)	Overall Dimensions (Inches)			Shipping Weight (lbs.)	
					Width	Depth	Height	Alum.	Stainless Stl.
S-4100-20	S-4100-20-SS	18x26	20	3	20 3/8	26 1/2	69 7/16	57	145
S-4100-18	S-4100-18-SS	18x26	18	3	20 3/8	26 1/2	64 3/16	55	137
S-4100-16	S-4100-16-SS	18x26	16	3	20 3/8	26 1/2	57 3/16	53	130
S-4100-12	S-4100-12-SS	18x26	12	5 1/16	20 3/8	26 1/2	69 7/16	47	113
S-4100-11	S-4100-11-SS	18x26	11	5 1/16	20 3/8	26 1/2	64 3/16	46	110
S-4100-9	S-4100-9-SS	18x26	9	5 1/16	20 3/8	26 1/2	55	44	105
S-4100-2010	S-4100-2010-SS	20x20	10	6	22 3/4	26 1/2	69 7/16	45	108
S-4100-2008	S-4100-2008-SS	20x20	8	6	22 3/4	26 1/2	57 3/16	43	102
S-4100-24	S-4100-24-SS	18x26	24	2 1/2	20 5/8	26 1/2	69 7/16	63	158
S-4100-22	S-4100-22-SS	18x26	22	2 1/2	20 5/8	26 1/2	64 3/16	60	152
S-4100-19	S-4100-19-SS	18x26	19	2 1/2	20 5/8	26 1/2	57 3/16	57	146
S-4100-1524	S-4100-1524-SS	*15x20	24	5 1/16	23	31	69 7/16	75	180
S-4100-1440	S-4100-1440-SS	*14x18	40	3	20 3/4	29	69 7/16	61	154
S-4100-1436	S-4100-1436-SS	*14x18	36	3	20 3/4	29	64 3/16	59	149
S-4100-1424	S-4100-1424-SS	*14x18	24	5 1/16	20 3/4	29	69 7/16	52	128
S-4100-1422	S-4100-1422-SS	*14x18	22	5 1/16	20 3/4	29	64 3/16	50	122

*2 trays side by side on same pair of angles.

Side Loading (Wide Opening) Racks:

Aluminum Model No.	Stainless Steel Model No.	Pan Size (Inches)	Pan Cap.	Pan Spacing (Inches)	Overall Dimensions (Inches)			Shipping Weight (lbs.)	
					Width	Depth	Height	Alum.	Stainless Stl.
S-4100-W-20	S-4100-W-20-SS	18x26	20	3	28 3/8	18 1/2	69 7/16	50	122
S-4100-W-12	S-4100-W-12-SS	18x26	12	5 1/16	28 3/8	18 1/2	69 7/16	41	96
S-4100-W-1612	S-4100-W-1612-SS	16x22	12	5 1/16	24 3/8	18 1/2	69 7/16	40	93
S-4100-W-1609	S-4100-W-1609-SS	16x22	9	5 1/16	24 3/8	18 1/2	55	38	87

Double End Loading Racks (Except as noted):

Aluminum Model No.	Stainless Steel Model No.	Pan Size (Inches)	Pan Cap.	Pan Spacing (Inches)	Overall Dimensions (Inches)			Shipping Wt. (lbs.)	
					Width	Depth	Height	Alum.	Stainless Stl.
S-4100-D-40	S-4100-D-40-SS	18x26	40	3	40 3/8	26 1/2	69 7/16	102	273
S-4100-D-32	S-4100-D-32-SS	18x26	32	3	40 3/8	20 1/2	57 3/16	*92	244
S-4100-D-24	S-4100-D-24-SS	18x26	24	5 1/16	40 3/8	20 1/2	69 7/16	83	218
S-4100-D-18	S-4100-D-18-SS	18x26	18	5 1/16	40 3/8	26 1/2	55	76	198
S-4100-D-1448	S-4100-D-1448-SS	*14x18	48	5 1/16	40 3/8	29	69 7/16	114	311
S-4100-D-1436	S-4100-D-1436-SS	*14x18	36	5 1/16	40 3/8	29	55	102	274

*2 trays side by side on same pair of angles.

NOTE: Racks for 18"x26" bun pans are also available with 3 1/4" wide slides to accommodate 12"x20" steam pans (lip loaded). Add "-LA" after model number and consult factory.



Model S-4100-20



Double Rack

Options:

1. Corner bumpers.
2. Wheel brakes (pair)
3. Vertical pan stop.
4. Solid base.
5. Wrap around bumper.
6. Floor lock.
7. Polyurethane casters.

Better food service equipment — standard models and custom designs.

D-4

- An extremely versatile rack for restaurants, hotel kitchens, cafeterias, bakeries and hospitals.
- Available in end loading and side loading models.
- N.S.F. listed.

These racks use hi-tensile aluminum with uprites welded at top & bottom to provide extra strength.

CONSTRUCTION FEATURES INCLUDE:

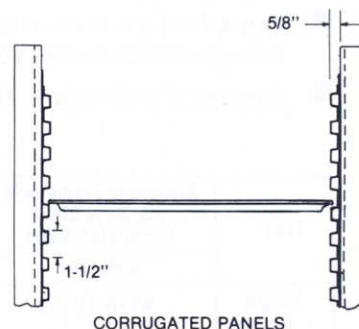
- **Sides:** 0.063" thick hi-tensile aluminum with corrugations spaced on 1½" centers.
Bun pans can be pulled out past the halfway point without tipping over.
- **Uprites:** 2"x1"x1/8" special extruded channels.
- **Top & Bottom:** Horizontal members made from 2-3/8"x1"x1/8" special extruded channels.
- **Bolsters:** 0.125" formed aluminum welded to bottom channels to provide a strong base.
- **Casters:** 5"x1 ¼" deluxe, N.S.F. approved. All swivel.

END LOADING RACKS (Except as noted)

Model No.	Pan Capacity	Pan Size (Inches)	Overall Dimension (Inches)			Shipping Wt. (pounds)
			A	B	C	
			Width	Depth	Height	
9120-1839	39	18x26	20½	26½	69 ⁷ / ₁₆	62
9120-1831	31	18x26	20½	26½	57 ⁷ / ₁₆	46
9120-1822	22	18x26	20½	26½	42 ⁷ / ₁₆	32



End Loading Rack
Model 9120-1839



WIDE OPENING RACK (For Side Loading)

Model No.	Pan Capacity	Pan SIZE (Inches)	Overall Dimension (Inches)			Shipping Wt. (pounds)
			A	B	C	
			Width	Depth	Height	
9120-W1839	39	18x26	28½	18½	69 ⁷ / ₁₆	50
9120-W1831	31	18x26	28½	18½	57 ⁷ / ₁₆	48
9120-W1822	22	18x26	28½	18½	42 ⁷ / ₁₆	33

Options:

1. Corner bumpers (set of 4)
2. Vertical pan stop.
3. Wheel brakes
4. Wrap around bumper
5. Polyurethane casters
6. S/S corrugated sides
7. All S/S construction

Better food service equipment — standard models and custom designs.

- **Exceptional racks for 12"x20" steam pans and gastronorm pans (GN1/1) for roll-in refrigerators and cook-chill systems.**
- **Stainless steel corrugated sides provide excellent pan support.**
- **Available in single end loading and double side loading models.**
- **Choice of aluminum frame or all stainless steel frame.**

These racks are a must for every kitchen. They provide ideal storage and transportation of bulk foods prepared in 12"x20" or gastronorm pans. Stainless steel corrugated sides allow pans to be spaced at various spacings and act as excellent pan supports.

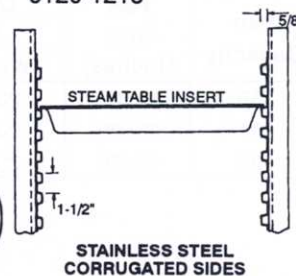
Specifications:

- **Sides:** Made from stainless sheets with corrugations spaced on 1 1/2 centers. Pans can be pulled out past the halfway point without the pan tipping over.
- **Uprights:** 2"x1"x1/8" special extruded channels (alum.) or heavy GA. S/S.
- **Top & Bottom:** Horizontal members made from 2 3/8"x1"x1/8" special extruded channels (alum.) or heavy GA. S/S.
- **Casters:** 5"x1 1/4" deluxe, N.S.F. listed, all swivel.



Single End Loading Rack
9120-1215

Double Side Loading Rack
9120-1238



Type	Aluminum Frame with Stainless Steel Corrugated Sides	All Stainless Steel (Frame & Corrugated Sides)	**Pan Cap.	*Pan Size (Inches)	Overall Dimensions (Inches)		
	Model No.	Model No.			A Width	B Depth	C Height
Single End Loading	9120-1215	9120-SS-1215	15	12x20	16 3/4	23 1/4	58 3/4
	9120-1210	9120-SS-1210	10	12x20	16 3/4	23 1/4	43 3/4
Double Side Loading (2 Pans/Pair of Slides)	9120-1238	9120-SS-1238	38	12x20	23 9/16	26 1/4	69 7/16
	9120-1234	9120-SS-1234	34	12x20	23 9/16	26 1/4	64 3/16
	9120-1230	9120-SS-1230	30	12x20	23 9/16	26 1/4	57 7/16
	9120-1220	9120-SS-1220	20	12x20	23 9/16	26 1/4	42 7/16

*Pan size is U.S. 12"x20" or Gastronorm GN 1/1 (325mmx530mm). In addition, double side loading models will also accommodate one GN 2/1 Pan (530mmx650mm) end loaded.

**Capacity based on 2 1/2" (64mm) deep pans. Capacity for 4" (102mm) or 6" (152mm) deep pans will vary.

Options:


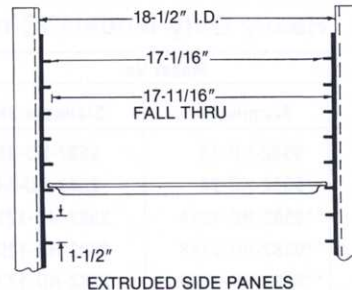
1. Corner bumpers (set of 4).
2. Vertical pan stop.
3. Wheel brakes.
4. Wrap around bumper.
5. Polyurethane casters.
6. Perforated sides for extra air circulation.
7. Corrugations spaced on 3" centers (pan capacity for 2 1/2" deep pan remains same).
8. Solid base.
9. Floor lock.
10. Solid base with perimeter bumper and maximum depth of 27". Add "-DE" after model no.

Better food service equipment — standard models and custom designs.

- An indispensable rack for restaurants, hotel kitchens, cafeterias and bakeries and for other food service establishments.
- Designed to handle 18"x26" bun pans.
- Available in end loading, side loading or double end loading models.
- N.S.F. listed.

This multi-space open rack allows trays to ride on their outer rim and provides years of excellent service. Features include:

- **Sides:** 0.075" thick specially extruded panels with 0.100" thick horizontal tray slides on 1½" centers. Panels have interlocking inverted "V" seams which are further strengthened at the joints.
- **Uprights:** 2"x1"x0.125" special extruded aluminum channels.
- **Top & Bottom:** Horizontal members are 2-3/8"x1"x0.125" special extruded aluminum channels.
- **Bolsters:** 0.125" formed aluminum for extra rigidity to provide a strong base.
- **Casters:** 5"x1 ¼", deluxe N.S.F. approved all swivel, non-marking.



End Loading Rack
 Model S-4354-39
 (with optional pan stop)



Options:

1. Corner bumpers (set of 4)
2. Vertical pan stop
3. Wheel brakes
4. Wrap around bumper
5. Polyurethane casters
6. Solid base
7. Floor lock

** Model No.	Loading	*18"x26" Pans Capacity	Overall Dimensions (Inches)			Shipping Weight (lbs.)
			A Width	B Depth	C Height	
S-4354-39	End Loading	39	20½	26½	69⅞	66
S-4354-31	End Loading	31	20½	26½	57⅞	57
S-4354-19	End Loading	19	20½	26½	39⅞	43
S-4354-D78	Double End Loading	78	40¼	26½	69⅞	116
S-4354-W39	Side Loading	39	29	18½	69⅞	52
S-4354-W31	Side Loading	31	29	18½	57⅞	47
S-4354-W19	Side Loading	19	29	18½	39⅞	36

*End Loading rack Model S-4354-35 (O.A. height 64 3/16") for 35 pan capacity is also available. Consult factory.

**Optional extra heavy models with welded side panels are also available for correctional & heavy institutional use. Add "-EHD" after model number.

Better food service equipment — standard models and custom designs.



SAMMONS EQUIPMENT

MANUFACTURING CORPORATION
Shammi Industries

Single and double channel slide pan racks aluminum and stainless steel

390-A Meyer Circle, Corona, California 92879-1078

Phone (951) 340-3419

Fax (951) 340-2716

- Designed for 18"x26" bun pans and 12"x20" steam pans and gastronorm GN 2/1 and GN 1/1 pans.
- Choice of standard duty or heavy duty models.

These racks are designed for bun pans and steam pans to ride on their outer rim. Racks for bun pans are available in either all aluminum or all stainless steel. Racks for steam pans are available in aluminum frame with S/S channel slides or in all stainless steel construction. Racks allow pans to be placed on 1 1/2" increments depending upon thickness of the pan.

Standard Duty Models (Single Rack)

Model No.		Pan Size (inches)	Pan Capacity	Pan Spacing (inches)	O.A. Dimensions (inches)			Weight (lbs.)	
Aluminum	Stainless Steel				Width	Depth	Height	Alum.	S/S
9582-39	2582-39	18x26	39	1 1/2	20 3/8	26 1/2	70	64	98
9582-35	2582-35	18x26	35	1 1/2	20 3/8	26 1/4	64 1/4	60	94

Heavy Duty Models (Single Rack)


Model No.		Pan Size (inches)	Pan Capacity	Pan Spacing (inches)	O.A. Dimensions (inches)			Weight (lbs.)	
Aluminum	Stainless Steel				Width	Depth	Height	Alum.	S/S
9582-HD-38	2582-HD-38	18x26	38	1 1/2	20 3/8	26 1/2	69 7/16	64	98
9582-HD-34	2582-HD-34	18x26	34	1 1/2	20 3/8	26 1/2	64 3/16	61	95
**9582-HD-1214	2582-HD-1214	12x20	14	3	16 3/4	21 1/2	54 3/16	52	79
**9582-HD-1208	2582-HD-1208	12x20	8	3	16 3/4	21 1/2	36	40	65
**9582-HD-1238	2582-HD-1238	12x20	*38	3	23 3/4	26 1/2	69 7/16	74	99
**9582-HD-1234	2582-HD-1234	12x20	*34	3	23 3/4	26 1/2	64 3/16	72	95
**9582-HD-1228	2582-HD-1228	12x20	*28	3	23 3/4	26 1/2	54 3/16	66	89
**9582-HD-1216	2582-HD-1216	12x20	*16	3	23 3/4	26 1/2	36	46	66

Heavy Duty Models (Double Racks)

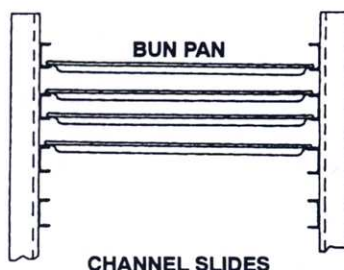
Model No.		Pan Size (inches)	Pan Capacity	Pan Spacing (inches)	O.A. Dimensions (inches)			Weight (lbs.)	
Aluminum	Stainless Steel				Width	Depth	Height	Alum.	S/S
9582-D-78	2582-D-78	18x26	78	1 1/2	40 3/4	26 1/2	69 7/16	105	140
9582-D-62	2582-D-62	18x26	62	1 1/2	40 3/4	26 1/2	57 7/16	101	130
**9582-D-1278	2582-D-1278	12x20	*78	3	46 3/8	26 1/2	69 7/16	112	154
**9582-D-1262	2585-D-1278	12x20	*62	3	46 3/8	26 1/2	57 7/16	106	142

*Pan capacity based on 2 1/2" deep pans, 2 pans / pair of slides.

**Channel slides for steam pans are stainless steel on these aluminum models.

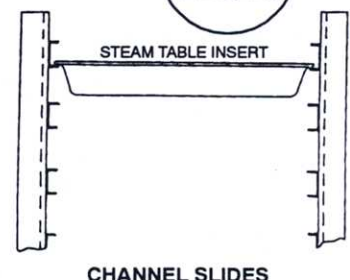


Heavy Duty Aluminum Roll In Single Rack
Model 9582-HD-38 (For 18"x26" Bun Pans)



Options:

1. Side Loading construction (for 18"x26" bun pans)
2. Poly Casters
3. Corner Bumpers
4. Vertical Panstop
5. Solid base
6. Wrap Around Bumper
7. Wheel Brakes (pair).
8. Floor Lock.
9. Solid Sides.



Better food service equipment — standard models and custom designs.

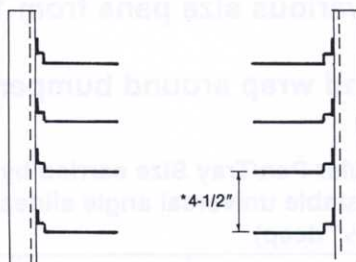
Universal angle, heavy duty adjustable roll-in slide rack, aluminum & stainless steel

- Ideal for restaurants and hotel kitchens for storage and roll-in refrigerator service.
- Easily accommodates various sizes of pans and trays from 16" to 20" in width and up to 26" long, all in one unit.
- Stays clean and sanitary with routine steam cleaning.
- Slides are removable and adjustable (fixed optional).

This unusual and versatile storage rack provides years of excellent service in preparation and handling of food. It is specially designed for roll-in refrigerator service and greatly increases storage capacity.


Extra strong and lightweight it is made of aluminum. With adaptable racks, it gives a wide flexibility in handling different sizes of pans and trays, all in the same unit.

Special extruded channels with rounded edges eliminate chances of injury. Top, middle and bottom slides are welded securely to prevent "racking" even after years of use. The other slides are spaced 4-3/8 inch clear and can be adjusted on 1-1/2 inch centers. Each slide can hold up to 60 pounds. Unit comes completely assembled.



*ADJUSTABLE ON 1-1/2" CENTERS
(FIXED OPTIONAL)

"Princess II"
Adjustable roll-in slide rack
Model S-3131-R
(with optional corner bumpers)



Other features:

- 26" long by 6" wide slides adjustable on 1 1/2" centers.
- Uprights are 2"x1"x1/8" channels.
- Top & bottom horizontal channels are 2-3/8"x1"x1/8".
- Caster bolsters are 0.125" thick and are welded to bottom channels & uprights to form a rigid structure.
- 5"x1 1/4" deluxe, all-swivel non-marking, N.S.F. approved casters.
- Slides for fixed racks are heli-arc welded.
- S/S models use 14 and 16 GA.
- Options: (a) anodized finish (b) vertical panstop (c) corner bumper (d) solid base (e) wrap around bumper (f) corner bumper

Type	Aluminum Model No.	Stainless Steel Model No.	Slide Sets Furnished	O.A. Dimensions WxDxH (inches)
Adjustable Slides	S-3131-R	S-3131-R-SS	12	24 1/4 x 26 1/2 x 64 3/16
	S-3131-R-13	S-3131-R-13-SS	13	24 1/4 x 26 1/2 x 68 11/16
Fixed Slides (for correctional)	S-3131-F	S-3131-F-SS	12	24 1/4 x 26 1/2 x 64 3/16
	S-3131-F-13	S-3131-F-13-SS	13	24 1/4 x 26 1/2 x 68 11/16

Better food service equipment — standard models and custom designs.

Deluxe, heavy duty universal angle roll-in refrigerator racks

390-A Meyer Circle, Corona, California 92879-1078

Phone (951) 340-3419


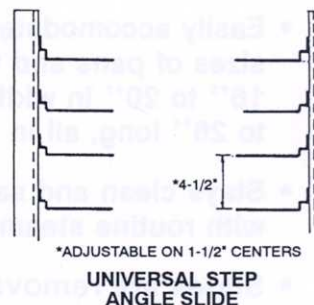
Fax (951) 340-2716

- Deluxe heavy duty racks for roll-in service for refrigerators, freezers and heating cabinets.
- Hi-tensile all aluminum or stainless steel construction with fully welded frame at top and bottom.
- Slides adjustable on 1 1/2" centers (fixed optional for correctional facilities) to accommodate various size pans from 16" to 21" in width and up to 26" long.
- Furnished with solid deck and wrap around bumper.

These deluxe models use the same features as our heavy duty models except that in addition these are furnished with solid deck, wrap around bumper and 5" polyurethane casters as standard items with a maximum depth of 27" (including bumper). This facilitates roll-in service for most refrigerators. Casters roll within the overall dimensions. Two different height models cover wide range of refrigerators and warming cabinets. 2" x 1" uprite channels, 2 3/8" x 1" top and bottom horizontal channels with heavy wall bolsters, universal angle slides and 1/2" dia. tie rods and the heavy duty construction make these racks truly deluxe. Top and bottom slides are welded to uprites. Remaining are adjustable. (fixed optional).

Popular Pan/Tray Size carried by adjustable universal angle slides (up to 6 1/2" deep)

Type	Size	Capacity Per set of Slides
Steam Pan	12" x 20"	2
Steam Pan	12" x 18"	2
Bun Pan (Std.)	18" x 26"	1
Bun Pan (1/2 size)	18" x 13"	2
Gastronorm (GN 1/1)	325mm x 650mm	2
Gastronorm (GN 2/1)	530mm x 650mm	1
Maxipan	20 3/4" x 25 1/2"	1
Roasting / Baking Pan	20" x 22"	1
Roasting / Baking Pan	20 1/2" x 22 1/2"	1
Roasting / Baking Pan	10 7/8" x 19 3/4"	2
Roasting / Baking Pan	11 1/8" x 20"	2
Roasting / Baking Pan	20" x 24"	1
Glass / Cup Rack	20" x 20"	1
Service Tray	14" x 18"	2
Service Tray	15" x 20"	1
Wire Basket	13" x 18"	2
Lunch Basket	13 3/8" x 20 3/4"	2



Deluxe Model
S3131-R-12-DE

Type	Model No.		Sets of Slides Furnished	Pan Spacing (inches)	Overall Dimension with Solid Deck and Bumper (Inches)			Weight (pounds)	
	Aluminum	Stainless Steel			Width	Depth	Height	Alum	S/S
Adjustable	S-3131-R-12-DE	S-3131-R-12-DE-SS	12	*4 1/2	26 3/8	27	64 3/16	85	149
	S-3131-R-13-DE	S-3131-R-13-DE-SS	13	*4 1/2	26 3/8	27	68 11/16	89	157
Fixed	S-3131-F-12-DE	S-3131-F-12-DE-SS	12	4 1/2	26 3/8	27	64 3/16	85	149
	S-3131-F-13-DE	S-3131-F-13-DE-SS	13	4 1/2	26 3/8	27	68 11/16	89	157

Options:

- A. Brakes on casters.
- B. Vertical pan stop.
- C. Floor lock.
- D. Anodized finish.
- E. Different spacing for fixed slides (consult factory.)

*Adjustable on 1 1/2" spacing.

Better food service equipment — standard models and custom designs.

D-10

- Heavy duty rack especially designed for bussing or transporting oval trays.
- Can accomodate 20 3/4" x 25 1/2" and 22 3/4" x 27 5/8" trays.
- All heli-arc welded construction.
- N.S.F. listed.



Single Rack
Model S-4358



Single Rack
With Solid Shelves
Model S-4358-308



Double Rack Model S-4358-D-20
(with optional pan stops & perimeter bumper)

These racks are constructed of hi-tensile aluminum, are easy to clean and are heli-arc welded for extra strength & durability. The ultra wide supports prevent trays from falling thru, irrespective of their position.

Other features include:

- **Angle Slides:** 1 1/2" x 4" formed from 0.105" hi-tensile aluminum. Solid shelves are 0.090" thick.
- **Uprites:** 2" x 1" x 0.125" special extruded aluminum channels.
- **Top & Bottom:** Horizontal members made from 2 3/8" x 1" x 0.125" special extruded aluminum channels.
- **Bolsters:** 0.125" formed aluminum for extra rigidity to provide a strong base.
- **Castors:** 5" x 1 1/4" N.S.F. approved cushion rubber.
- **Spacing:** 6" on centers.



Type	Model #	Pan Capacity	Width (inches)	Depth (inches)	Height (inches)	Weight (pounds)
Single Rack	S-4358	10	26 1/8	29	69 7/16	83
Double Rack	S-4358-D-20	20	51	29	69 7/16	149
Single Rack with Solid Shelves	S-4358-308	10	26 1/8	29	69 7/16	104

- Options:**
1. Corner bumpers (set of 4.)
 2. Vertical panstop.
 3. Wheel brakes.
 4. Wrap around bumper.
 5. Floor lock.
 - *6. **Stainless steel construction.** (14 & 16 GA).
 7. Extra heavy alum. slides (6 1/4" wide x 0.125" thick)

*For Stainless steel racks, add "-SS" after model number.

Better food service equipment — standard models and custom designs.



Bulk storage poly food box racks aluminum and stainless steel

390-A Meyer Circle, Corona, California 92879-1078

Phone (951) 340-3419

Fax (951) 340-2716

- Designed to hold 18"x26" and 18"x13" poly (plastic) food boxes 6", 9" or 15" deep with or without covers.
- Choice of standard duty or heavy duty models.
- Ideal for storage of bulk foods and meats in walk-in coolers and refrigerators/freezers.

Construction:

Hi-tensile aluminum riveted and welded constructions. Channel slides racks are also available in stainless steel construction. 5" all swivel, N.S.F. listed casters are standard.

Type	Model #		Box Size (inches)	Box Capacity	Box Spacing (inches)	O.A. Dimensions (inches)			Weight (lbs.)	
	Aluminum	Stainless steel				Width	Depth	Height	Alum	S/S
Standard Duty	9583-8	2583-8	Note 1	Note 1	7½	20⅝	26½	68⅞	44	78
	9583-4	2583-4	Note 2	Note 2	7½	20⅝	26½	34⅞	29	54
Heavy Duty	9583-HD-8	2583-HD-8	Note 1	Note 1	7½	20⅝	26½	69⅞	48	83
	9583-HD-4	2583-HD-4	Note 2	Note 2	7½	20⅝	26½	35½	32	59

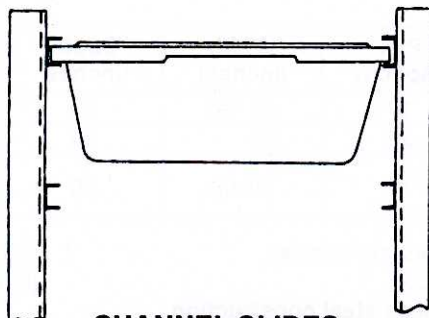
Note 1: 8 boxes: 18"x26"x6" or 16 boxes 18" x 13" x 6" or 4 boxes: 18"x26"x9" or 2 boxes 18"x26"x15".

Note 2: 4 boxes: 18"x26"x6" or 6 boxes 18"x13"x6" or 1 box: 18"x26"x6" and 1 box 18"x26"x15".


These units are designed for poly food boxes made by Cambro or Rubbermaid only. Please send sample box(es) with the order for proper fit.

Options:

1. 5" poly casters.
2. Corner bumpers.
3. Vertical panstop.
4. Solid base.
5. Wrap around bumper.
6. Wheel brakes (pair)
7. Floor lock.



CHANNEL SLIDES FOR POLY FOOD BOX



Heavy Duty Model 9583-HD-8




Better food service equipment — standard models and custom designs.


D-12

- Choice of many styles at exceptional price.
- Fully assembled racks.

These hi-tensile all aluminum value line racks are offered with economy in mind for standard duty application. Angle slides allow pans to ride on the bottom, whereas extruded side panels and corrugated side racks permit the pans to ride on the outer bead. Universal angle slides allow various size pans like 18" x 26", 12" x 20", 20" x 22" gastronorm (GN 1/1 and GN 2/1) and many others to fit in the same rack with slides adjustable on 1½" centers. All racks are furnished with 5" x 1¼" casters.



Angle Slide Rack
Model 9587-LS-20



Extruded Side Panel Rack
Model 9587-SP-39



Oval Tray Slide Rack
Model 9587-OT-10



Corrugated Sides Rack
Model 9587-CR-39



Universal Angle Rack
Model 9587-UA-12

(All racks shown with pans not furnished)

Type	Model Number	Pan Size (inches)	Slide Spacing (inches)	Pan Capacity (inches)	Overall Dimensions (inches)			Weight (Pounds)
					Width	Depth	Height	
Angle Slide	9587-LS-20	18 x 26	3	20	20 ⁵ / ₈	26 ¹ / ₂	69 ⁷ / ₁₆	69
	9587-LS-18	18 x 26	3	18	20 ⁵ / ₈	26 ¹ / ₂	64 ³ / ₁₆	66
Extruded Side Panels	9587-SP-39	18 x 26	1½	39	20 ⁵ / ₈	26 ¹ / ₂	69 ⁷ / ₁₆	68
	9587-SP-35	18 x 26	1½	35	20 ⁵ / ₈	26 ¹ / ₂	64 ³ / ₁₆	63
Corrugated Sides	9587-CR-39	18 x 26	1½	39	20 ⁵ / ₈	26 ¹ / ₂	69 ⁷ / ₁₆	59
Channel Slides	9587-CS-38	18 x 26	1½	38	20 ⁵ / ₈	26 ¹ / ₂	69 ⁷ / ₁₆	67
	9587-CS-34	18 x 26	1½	34	20 ⁵ / ₈	26 ¹ / ₂	64 ³ / ₁₆	62
Universal Angle	9587-UA-12	Note 1	*4½	12	26	26 ¹ / ₂	64¼	76
	9587-UA-13	Note 1	*4½	13	26	26 ¹ / ₂	68¾	82
Oval Tray Slide	9587-OT-10	Note 2	6	10	26⅞	29	69⅞	80

*Adjustable on 1½" centers.

NOTE 1: Each set of universal angle slide will accommodate one (1) each 18" x 26" bun pan or 20" x 20" baking pan or glass rack, or (GN 2/1) pan or two (2) each 12" x 20" steam pan or 14" x 18" trays or 13¾" x 20¾" school baskets or (GN 1/1) pans.

NOTE 2: Oval tray rack will accommodate 20¾" x 25½" and 22¾" x 27⅝" oval trays.

Options:

- A. Four Corner Bumpers.
B. Wheel Brakes.

- C. 5" Polyurethane Casters.
D. Solid Base.

- E. Pan stop.



Better food service equipment — standard models and custom designs.



SAMMONS EQUIPMENT

MANUFACTURING CORPORATION
Shammi Industries


Half size utility racks, table top, tray top and outrigger style

390-A Meyer Circle, Corona, California 92879-1078

Phone (951) 340-3419


Fax (951) 340-2716

- Excellent utility racks for use in food preparation and processing areas.
- Choice of tray top, table top or outrigger style racks for 18"x26" or 13"x18" bun pans.
- Choice of corrugated or extruded sides or angle ledges.



Corrugated, Tray Top
Model 9586-CR-18

These aluminum half size racks provide greater work flexibility and yet require little floor space. Table top models have **stainless steel top** which lends itself as a durable work surface. Outrigger racks will hold two extra 18"x26" bun pans on sides and allow a cutting board to be placed in the middle. 5"x1 1/4" casters provide great mobility.



Extruded Side Panel, Table Top
Model 9586-ST-ER-18



Corrugated, Table Top
Model 9586-ST-CR-18



Outrigger Type, Corrugated
Model 9586-CS-CR-18



Angle Ledge, Table Top
Model 9586-ST-LS-6



STYLE	TYPE OF SLIDES	MODEL NO.	PAN CAPACITY (18"x26")	PAN SPACING (INCHES)	CASTER SIZE (INCHES)	OVERALL DIMENSIONS (INCHES)			WEIGHT (POUNDS)
						WIDTH	DEPTH	HEIGHT	
TRAY TOP STYLE (ALL ALUM.)	EXTRUDED SIDES	9586-ER-18	18	1 1/2	5	20 3/4	26 1/2	36	46
		9586-ER-15	15	1 1/2	4	20 3/4	26 1/2	30	41
	CORRUGATED SIDES	9586-CR-18	18	1 1/2	5	20 3/4	26 1/2	36	42
		9586-CR-15	15	1 1/2	4	20 3/4	26 1/2	30	38
	ANGLE LEDGE	9586-LS-10	10	3	5	20 3/4	26 1/2	38	32
		9586-LS-6	6	5 1/16	5	20 3/4	26 1/2	38 3/4	30
TABLE TOP STYLE ALUMINUM FRAME WITH S/S TOP	EXTRUDED SIDES	9586-ST-ER-18	18	1 1/2	5	20 3/4	26 1/2	36	49
		9586-ST-ER-15	15	1 1/2	4	20 3/4	26 1/2	30	44
	CORRUGATED SIDES	9586-ST-CR-18	18	1 1/2	5	20 3/4	26 1/2	36	45
		9586-ST-CR-15	15	1 1/2	4	20 3/4	26 1/2	30	41
	ANGLE LEDGE	9586-ST-LS-10	10	3	5	20 3/4	26 1/2	38	35
		9586-ST-LS-7	7	3	5	20 3/4	26 1/2	30	34
		9586-ST-LS-6	6	5 1/16	5	20 3/4	26 1/2	38 3/4	33
OUT- RIGGER STYLE (ALL ALUM.)	EXTRUDED SIDES	9586-CS-ER-18	18	1 1/2	5	20 3/4	26 1/2	36	47
	CORRUGATED SIDES	9586-CS-CR-18	18	1 1/2	5	20 3/4	26 1/2	36	45
	ANGLE LEDGE	9586-CS-LS-9	9	3	5	20 3/4	26 1/2	36	34
		9586-CS-LS-6	6	5 1/16	5	20 3/4	26 1/2	36	32

Options:

1. Four corner bumpers
2. Polyurethane casters.

3. Wheel brakes
4. Floor lock.

5. Vertical panstop.
6. Corner bumpers.

7. Wrap around bumper.
8. Cutting board & bun pan

9. All S/S construction (angle ledge & corrugated) models only
Add "SS" after model number.

Better food service equipment — standard models and custom designs.

D-14

- Sturdy racks to fit in various commercial refrigerators like Traulsen, Hobart, Machall, Glenco, Victory, Schmidt & Foster.
- Choice of various different rack styles.
- N.S.F. listed.

These hi-tensile aluminum racks with 5" x 11/4" deluxe all swivel casters are standard Samco units, selected to adapt to many of the above listed roll-in refrigerators. Available with various options.



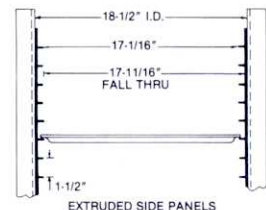
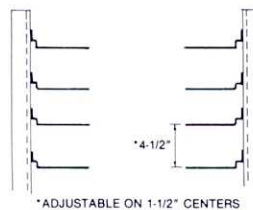
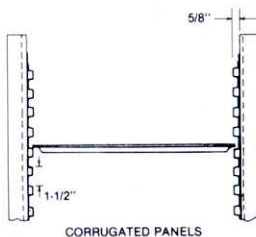

Angle Slide Rack

Corrugated Rack
(1 1/2" spacing)

Corrugated Rack
(2 1/2" spacing)
With optional solid deck
& perimeter bumper.

Universal Angle Rack
With optional
corner bumpers.

Extruded Side Panel Rack



Due to variations in different models & types, please check inside clear dimensions and door opening dimensions to ensure that the rack you select will roll in & fit inside properly. The minimum clearance dimensions shown below are merely a guide. If optional corner bumpers or solid deck and/or perimeter bumper are specified, please note the added width & depth dimensions before ordering.

Better food service equipment — standard models and custom designs.

D-15

Type of Roll-In Refrigerator	Type of Rack	Model No. (see note 2)	Pan			Overall Dimensions (Inches)						
			Size (Inches)	Capacity	Spacing on centers (Inches)	Height (Inches)	Standard Rack		With Optional Corner Bumpers		With Optional Solid Deck & Perimeter Bumper	
							Width	Depth	Width	Depth	*Width	*Depth
Traulsen (High Type) Foster Minimum Clearance 27"Wx29"Dx69 ⁷ / ₈ "H	Angle Slide	9585-1820	18 x 26	20	3	69 ⁷ / ₁₆	20 ³ / ₄	26 ¹ / ₂	22 ¹ / ₄	28	23 ¹ / ₄	28 ³ / ₄
	Angle Slide	9585-1812	18 x 26	12	5 ¹ / ₁₆	69 ⁷ / ₁₆	20 ³ / ₄	26 ¹ / ₂	22 ¹ / ₄	28	23 ¹ / ₄	28 ³ / ₄
	Universal Angle	S-3131-R-13	Note 1	Note 1	1 ¹ / ₂	68 ¹¹ / ₁₆	24 ¹ / ₄	26 ¹ / ₂	26	28	26 ³ / ₈	28 ³ / ₄
	Corrugated	9120-1839	18 x 26	39	1 ¹ / ₂	69 ⁷ / ₁₆	20 ⁵ / ₈	26 ¹ / ₂	22 ¹ / ₈	28	23 ¹ / ₄	28 ³ / ₄
	Channel	9582-HD-38	18 x 26	38	1 ¹ / ₂	69 ⁷ / ₁₆	20 ⁵ / ₈	26 ¹ / ₂	22 ¹ / ₈	28	23 ¹ / ₄	28 ³ / ₄
	Extruded Side	S-4354-39	18 x 26	39	1 ¹ / ₂	69 ⁷ / ₁₆	20 ³ / ₄	26 ¹ / ₂	22 ¹ / ₄	28	23 ¹ / ₄	28 ³ / ₄
Traulsen (Low Type) Glenco, McCall, Victory, Hobart Minimum Clearance 27 ¹ / ₄ "Wx29"Dx65 ¹ / ₄ "H	Angle Slide	9585-1818	18 x 26	18	3	64 ³ / ₁₆	20 ³ / ₄	26 ¹ / ₂	22 ¹ / ₄	28	23 ¹ / ₄	28 ³ / ₄
	Angle Slide	9585-1811	18 x 26	11	5 ¹ / ₁₆	64 ³ / ₁₆	20 ³ / ₄	26 ¹ / ₂	22 ¹ / ₄	28	23 ¹ / ₄	28 ³ / ₄
	Universal Angle	S-3131-R	Note 1	Note 1	1 ¹ / ₂	64 ³ / ₁₆	24 ¹ / ₄	26 ¹ / ₂	26	28	26 ³ / ₈	28 ³ / ₄
	Corrugated	9120-1835	18 x 26	35	1 ¹ / ₂	64 ³ / ₁₆	20 ⁵ / ₈	26 ¹ / ₂	22 ¹ / ₈	28	23 ¹ / ₄	28 ³ / ₄
	Channel	9582-HD-34	18 x 26	34	1 ¹ / ₂	64 ³ / ₁₆	20 ⁵ / ₈	26 ¹ / ₂	22 ¹ / ₈	28	23 ¹ / ₄	28 ³ / ₄
	Extruded Side	S-4354-35	18 x 26	3	1 ¹ / ₂	64 ³ / ₁₆	20 ³ / ₄	26 ¹ / ₂	22 ¹ / ₄	28	23 ¹ / ₄	28 ³ / ₄
NOTE: 1. Universal angle rack S-3131-R has adjustable slides & can carry 18"x26" bun pans, 14" x 18" trays, 10" x 20" & 20" x 20" pans. Twelve (12) sets of angles are furnished with top, middle & bottom angles fixed & remaining adjustable on 1 1/2" centers. (S-3131-R-13 is furnished with 13 sets).												
2. Deluxe racks with solid deck, perimeter bumper & with a maximum depth of 27" (including bumper) are available. For this option, add "DE" after model number.												
3. Economically priced & extra heavy duty aluminum racks & s/s racks are also available. Consult factory. For other options, see Table DD-1.												

NOTE: 1. Universal angle rack S-3131-R has adjustable slides & can carry 18"x26" bun pans, 14" x 18" trays, 10" x 20" & 20" x 20" pans. Twelve (12) sets of angles are furnished with top, middle & bottom angles fixed & remaining adjustable on 1 1/2" centers. (S-3131-R-13 is furnished with 13 sets).

2. Deluxe racks with solid deck, perimeter bumper & with a maximum depth of 27" (including bumper) are available. For this option, add "-DE" after model number.

3. Economically priced & extra heavy duty aluminum racks & s/s racks are also available. Consult factory. For other options, see Table DD-1.

*** If solid deck without wrap around bumper deduct 2" from width & depth dimensions.**

Options:

1. Anodized finish.
2. Polyurethane casters.
3. Corner bumpers.
4. Wheel brakes (pair)
5. Solid deck
6. Perimeter bumper.

NOTE: Deluxe racks with solid deck, perimeter bumper and with a maximum depth of 27" (including bumper) are available. For this option, add "-DE" after model number. Economically priced racks are also available. Consult factory.



Steam table pan racks for refrigeration & blast chillers, stainless steel

390-A Meyer Circle, Corona, California 92879-1078

Phone (951) 340-3419

Fax (951) 340-2716

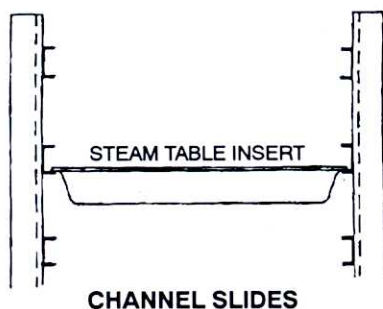
- For 12" x 20" steam pans & gastronorm steam pans (GN 1/1).
- All welded stainless steel construction.
- Available in standard duty models for general application and heavy duty models for correctional institutions & for rugged applications.

Specifications:

- **Uprites:** 16 ga. S/S channels or 14 ga. S/S angle.
- **Slides:** 18 ga. S/S, channel type.
- **Casters:** 5"x1 1/4" all swivel.

Additional for Heavy Duty Models:

- **Uprites:** 14 ga. S/S channel or angle
- **Slides:** 14 ga. S/S, channel type.
- **Top & bottom:** Horizontal members 1 1/2"x 1 1/2" x 16 ga. S/S tubing / 14 ga S/S channels.
- **Casters:** 5" heavy duty, deluxe.



Heavy Duty Model 2089-HD-20

Type	Model No.	Pan Size (inches)	Pan capacity *	Slide spacing (inches)	Overall Dimensions (inches)			Weight (pounds)
					Width	Depth	Height	
Standard Duty	2089-32	12x20	32	3	24 1/4	26 1/2	62 1/4	90
	2089-20	12x20	20	5	24 1/4	26 1/2	62 1/4	82
Heavy Duty	2089-HD-32	12x20	32	3	24 1/4	26 1/2	62 1/4	106
	2089-HD-20	12x20	20	5	24 1/4	26 1/2	62 1/4	95

***Pan capacity based on 12"x20"x2 1/2" pans side loaded 2/pair of slides.**

Options:

1. Corner Bumpers.
2. Wheel Brakes (pair)
3. Vertical pan stop
4. Solid base.
5. Wrap around bumper.
6. Floor lock.
7. Polyurethane casters.
8. Solid sides.

**Spacings and heights other than listed above are also available.
Please consult factory.**

Better food service equipment — standard models and custom designs.