




Corrugated sides delivery & storage cabinet, standard & heavy duty, non-insulated, aluminum

CATALOG PAGE B-1

Type	Model Number	Pan Capacity	Pan Size (Inches)	O.A. Dimensions (Inches)			Weight (Pounds)	List Price
				W	D	H		
Standard Duty	9105-1839	39	18 x 26	22	30 $\frac{1}{8}$	69 $\frac{3}{8}$	116	\$1,526
	9105-1831	31	18 x 26	22	30 $\frac{1}{8}$	57 $\frac{3}{8}$	106	P.O.R.
	9105-1822	22	18 x 26	22	30 $\frac{1}{8}$	45 $\frac{3}{8}$	96	P.O.R.
Heavy Duty	9105-HD-1839	39	18 x 26	22	30 $\frac{1}{8}$	69 $\frac{3}{8}$	121	\$1,583
	9105-HD-1831	31	18 x 26	22	30 $\frac{1}{8}$	57 $\frac{3}{8}$	111	P.O.R.

NOTE: Corrugations are spaced on 1 $\frac{1}{2}$ " centers.

Cabinets are also available in s/s construction. Add 85% to above prices based on a minimum quantity of 5 units. Consult factory. For options, see Table BB-1



9105-HD-1839

Aluminum cabinets with stainless steel corrugated sides, for steam pans & gastronorm pans, non-insulated


Pan Size: U.S.A. 12"x 20" steam pan or gastronorm GN 1/1 (325mm x 530mm) steam pan.

Cabinets will also accommodate GN 2/1 pan (530mm x 650mm).

CATALOG PAGE B-2

Type	Model Number	*Pan Capacity	Pan Size (Inches)	O.A. Dimensions (Inches)			Weight (Pounds)	List Price
				W	D	H		
Aluminum Frame S/S Corrugation	9105-1238	38	12 x 20	25	30 $\frac{1}{8}$	69 $\frac{3}{8}$	128	\$2,305
	9105-1230	30	12 x 20	25	30 $\frac{1}{8}$	57 $\frac{3}{8}$	120	P.O.R.
All S/S Frame & Corrugation	9105-1238-SS	38	12 x 20	25	30 $\frac{1}{8}$	69 $\frac{3}{8}$	184	\$3,590
	9105-1230-SS	30	12 x 20	25	30 $\frac{1}{8}$	57 $\frac{3}{8}$	166	P.O.R.

* Pan capacity based on two 2 $\frac{1}{2}$ " deep steam pans per set of corrugations. Capacity for 4" or 6" deep pans will vary. Corrugations are spaced on 1 $\frac{1}{2}$ " centers. For options, see Table BB-1



9105-1238

Aluminum extruded side panel cabinets for gastronorm & steam pans, non-insulated

Pan Size: U.S.A. 12"x 20" steam pan or gastronorm GN 1/1 and 2/1

CATALOG PAGE B-2

Model Number	*Pan Capacity	Pan Size (Inches)	O.A. Dimensions (Inches)			Weight (Pounds)	List Price
			W	D	H		
9220-1238	38	12 x 20	25	30 $\frac{1}{8}$	69 $\frac{3}{8}$	120	\$1,835
9220-1230	30	12 x 20	25	30 $\frac{1}{8}$	57 $\frac{3}{8}$	112	P.O.R.

*Pan capacity based on two 2 $\frac{1}{2}$ " deep steam pans per set of slides. Capacity for 4" or 6" deep pans will vary. For options, see Table BB-1

NOTE: Optional heavy duty reinforced back is available, add "-HD" after model number. Consult factory.



9220-1230

Delivery & storage cabinet, extruded sides, economy & standard duty, non-insulated, aluminum

CATALOG PAGE B-4

Type	Model Number	*Pan Capacity	Pan Size (Inches)	O.A. Dimensions (Inches)			Weight (Pounds)	List Price
				W	D	H		
Economy	9220-EC-1839	39	18 x 26	21	27 $\frac{3}{8}$	69 $\frac{3}{8}$	118	\$1,333
	9220-EC-1815	15	18 x 26	21	27 $\frac{3}{8}$	31 $\frac{1}{4}$	82	P.O.R.
Std. Duty	9220-1839	39	18 x 26	22	30 $\frac{1}{8}$	69 $\frac{3}{8}$	123	\$1,498
	9220-1835	35	18 x 26	22	30 $\frac{1}{8}$	63 $\frac{3}{8}$	112	P.O.R.
	9220-1831	31	18 x 26	22	30 $\frac{1}{8}$	57 $\frac{3}{8}$	116	P.O.R.

* Pan spacing is on 1 $\frac{1}{2}$ " centers. For options, see Table BB-1

NOTE: ALL CABINETS LISTED ON THIS PAGE COME FULLY ASSEMBLED & ARE FURNISHED WITH 5" CASTERS.



9220-1839



Super duty & heavy duty tray delivery cabinets, non-insulated aluminum

CATALOG PAGE B-9

Type	Model Number		Pan Spacing (Inches)	Pan Capacity (18x26)	O.A. Dimensions (Inches)			Weight (Pounds)	List Price	
	Super Duty	Extra Heavy Duty			W	D	H		Super Duty	Extra Heavy Duty
Extruded Sides	9220-SD-1839	9220-EHD-1839	1½	39	22	30¾	69¾	124	\$1,841	\$1,922
	9220-SD-1835	9220-EHD-1835	1½	35	21	27¾	63¾	114	1,883	1,949
	9220-SD-1831	9220-EHD-1831	1½	31	22	30¾	57¾	104	1,801	P.O.R.
Corrugated Sides	9105-SD-1839	-	1½	39	22	30¾	69¾	119	1,946	-
	9105-SD-1831	-	1½	31	22	30¾	57¾	109	1,918	-
	9105-SD-1822	-	1½	22	22	30¾	42¾	100	1,868	-
Angle Ledge	9156-SD-1820	9156-EHD-1820	3	20	22	30¾	69¾	120	2,112	2,241
	9156-SD-1816	9156-EHD-1816	3	16	22	30¾	57¾	106	2,093	2,169
	9156-SD-1812	9156-EHD-1812	5¼	12	22	30¾	69¾	94	1,977	P.O.R.



9220-EHD-1835

For options, see Table BB-1

Correctional package: Extra reinforced door, 3 hinges, 30" long s/s lockable latch, wrap around bumper & 6" balloon casters. Other options are available. Consult factory.

List Price
Add \$626 to Extra heavy duty model prices

Tray delivery carts/cabinets non-insulated, single section, aluminum & stainless steel


CATALOG PAGE B-7

Tray Size (Inches)	**Model Number		Tray Capacity Based on Spacing				O.A. Dimensions (Inches)			Weight (Pounds)		List Price	
	Aluminum	Stainless Steel	3"	4½"	5 1/16"	6"	W	D	H	Alum	SS	Alum See note	SS
14 x 18 Side Loaded 2 Trays/Pair of Slides.	9156-1424	9156-SS-1424	40	26	24	20	22	32 ³⁸	69 ³⁸	149	274	\$1,861	SEE NOTE
	9156-1420	9156-SS-1420	36	24	20	18	22	32 ³⁸	63 ³⁸	142	266	1,869	
	9156-1418	9156-SS-1418	32	20	18	16	22	32 ³⁸	57 ³⁸	138	260	1,859	
	9156-1414	9156-SS-1414	24	16	14	12	22	32 ³⁸	45 ³⁸	126	250	1,845	
15 x 20 Side Loaded 2 Trays/Pair of Slides	9156-1524	9156-SS-1524	40	26	24	20	24¼	35½	69¾	156	288	2,097	
	9156-1520	9156-SS-1520	36	24	20	18	24¼	35½	63¾	148	276	2,033	
	9156-1518	9156-SS-1518	32	20	18	16	24¼	35½	57¾	140	264	1,972	
	9156-1514	9156-SS-1514	24	16	14	12	24¼	35½	45¾	132	254	1,917	
*16 x 22	9156-1610	9156-SS-1610	18	12	10	9	20¼	27¾	63¾	136	260	2,036	
	9156-1609	9156-SS-1609	16	10	9	8	20¼	27¾	57¾	130	250	1,980	
	9156-1607	9156-SS-1607	12	8	7	6	20¼	27¾	45¾	124	242	1,852	

*16" x 22" Trays are single end loaded, one tray/pair of slides.

**While ordering, please specify model number followed by capacity and desired spacing. For example, to order aluminum cart for 14"x 18" trays with 4½" spacing and 24 capacity, specify model no. 9156-1420-24-4 ½. Other spacings and carts for different tray sizes are available. Please consult factory. Cabinets for 14"x 18" trays will also accommodate 18"x 26" trays single end loaded.

NOTE: Aluminum prices are based on 3" or 5 1/16" spacing. For 4½" or 6" spacing, add 10% to these prices. For s/s carts add 95% to alum. list prices based on minimum quantity of 5 units. Super duty carts are also available. Consult factory. For options, see Table BB-1



9156-1424-40-3
(with optional vinyl.)

Insulated tray delivery & storage cabinet, heavy duty, aluminum (Removable Rack)


CATALOG PAGE B-10

Type of Rack	Model Number	Pan Size (Inches) see note	Pan Capacity	Pan Spacing (Inches)	O.A. Dimensions (Inches)			Weight (Pounds)	List Price
					W	D	H		
Channel Slides	9115-IN-1839-RR	18 x 26	39	1½"	27	36¾	72½	186	\$3,505
	9115-IN-1831-RR	18 x 26	31	1½"	27	36¾	60½	180	P.O.R.
Angle Ledge	9158-IN-1820-RR	18 x 26	20	3"	27	36¾	72½	179	3,680
	9158-IN-1816-RR	18 x 26	16	3"	27	36¾	60½	174	P.O.R.
	9158-IN-1440-RR	*14 x 18	40	3"	27	36¾	72½	179	3,703
	9158-IN-1432-RR	*14 x 18	32	3"	27	36¾	60½	174	P.O.R.

* Two trays side by side on each pair of slides.

NOTE: Insulated cabinets for other pan sizes are also available. Angle ledge slide spacing other than 3" can also be furnished. S/S construction is also available. Consult factory. For options, see Table BB-1

NOTE: ALL CABINETS LISTED ON THIS PAGE COME FULLY ASSEMBLED & ARE FURNISHED WITH 5" CASTERS.



9115-IN-1839-RR



**TABLE BB-1
OPTIONS FOR CABINETS, TRANSPORT & DELIVERY, NON-HEATED**

	LIST PRICE FOR	
	ALUMINUM MODELS	STAINLESS STEEL MODEL
1. Corner bumpers (set of 4)	\$129	\$141
2. Vertical leg bumpers (set of 4)	152	167
3. Wheel brakes (pair) for 5" or 6" casters	52	52
4. Wrap around bumper (single section cabinet)	233	265
5. Wrap around bumper (double section cabinet)	293	349
6. Floor lock (5")	162	216
7. Floor lock (6")	186	243
8. Floor lock (8")	253	308
9. Extra pair of universal angle slides	87	145
10. CASTERS UPGRADE (IN LIEU OF 5" STANDARD, SET OF 4)		
A. 5" Polyurethane	102	102
B. 5" Balloon (decorative)	129	129
C. 6" Polyurethane (1,200# capacity)	159	159
D. 6" Heavy duty polyurethane (2,000# capacity)	243	243
E. 5" Hi-Temp	191	191
F. 6" Balloon	245	245
G. 8" Polyurethane	273	273
H. Stationary legs	243	243
11. CASTERS UPGRADE (IN LIEU OF 6" STANDARD, SET OF 4)		
A. 6" Balloon	204	204
B. 8" Balloon	340	340
C. 8" Polyurethane	216	216
12. Swing door catch (for each door)	91	108
13. Door tag holder (for each door)	52	82
14. Lockable latch (for each door)	110	129
15. Top mounted latch (for each door)	211	260
16. Push handle (each)	144	186
17. Push handle (each) with 2 donut bumpers	186	236
18. Solid dutch doors (non-insulated) in lieu of single solid door	234	305
19. Solid dutch doors (insulated) in lieu of single solid door	297	486
20. Single LEXAN® door in lieu of single solid door	334	409
21. Dutch LEXAN® doors in lieu of single solid door	614	735
22. Dutch LEXAN® doors in lieu of single LEXAN® door	243	308
23. 3 sided top rail (for-transport of light objects)	210	310
24. Pass thru' door (non-insulated)	338	429
25. Pass thru' door (insulated)	446	579
26. *Woodgrain vinyl on all 4 sides (single section cabinet)	461	461
27. *Woodgrain vinyl on all 4 sides (double section cabinet)	614	614
28. *Woodgrain formica on all 4 sides (single section cabinet)	616	616
29. *Woodgrain formica on all 4 sides (double section cabinet)	883	883

*WALNUT COLOR WOODGRAIN. OTHER COLORS ARE AVAILABLE AT ADDITIONAL COST. CONSULT FACTORY.

NOTE: Most aluminum cabinets are also available in s/s construction. Add 85% to list prices of aluminum models unless listed otherwise based on a minimum of 5 units & an up charge of 20% to 80% may apply for quantities under 5. Consult factory.