




## Deluxe proofing cabinets non-insulated

Furnished with PR-1400 proofing unit with 15 amps cord & NEMA 5-15P plug. 5" casters are standard.  
 Power Requirements: Total 1475 watts on 110-120 volts. 60 hz, Single Phase, A.C.

CATALOG PAGE C-1

### Deluxe Proofing Cabinets (Aluminum)

Type	Size of Cabinet	Model Number	Pan Capacity (18"x26")	Pan Spacing (Inches)	O.A. Dimensions (Inches)			Weight (Pounds)	List Price (See note)
					W	D	H		
Extruded Sides	Full Size	9251-DEP-1834	34	1½	22	30⅞	69⅞	138	\$2,778
	¾ Size	9251-DEP-1826	26	1½	22	30⅞	57⅞	123	2,941
	Half Size	9251-DEP-1818	18	1½	22	30⅞	45⅞	108	2,923
Corrugated Sides	Full Size	9271-DEP-1834	34	1½	22	30⅞	69⅞	133	3,092
*Angle Ledge	Full Size	9281-DEP-1817	17	*3	22	30⅞	69⅞	143	3,003
	¾ Size	9281-DEP-1813	13	*3	22	30⅞	57⅞	128	3,043



9251-DEP-1834

### Deluxe Proofing Cabinets (Stainless Steel)

Type	Size of Cabinet	Model Number	Pan Capacity (18"x26")	Pan Spacing (Inches)	O.A. Dimensions (Inches)			Weight (Pounds)	List Price (See note)
					W	D	H		
Corrugated Sides	Full Size	2271-DEP-1834	34	1½	22	30⅞	69⅞	255	\$4,680
Channel Slides	Full Size	2251-DEP-1834	34	1½	22	30⅞	69⅞	265	4,826
*Angle Slides	Full Size	2281-DEP-1817	17	*3	22	30⅞	69⅞	240	4,748

\*Angle ledge cabinets are also available with 5 1/16" slide spacing. Other sizes & spacings are also available. Consult factory. For options, see Table CC-1

**NOTE: LEXAN® door is standard on these proofing cabinets. Solid door in lieu of LEXAN® door is available at no extra charge. Consult factory.**


## Deluxe universal angle type proofing cabinets, insulated & non-insulated

Furnished with PR-1400 proofing unit with 15 amps cord & NEMA 5-15P plug. 5" casters are standard.  
 Power Requirements: Total 1475 watts on 110-120 volts. 60 hz, Single Phase, A.C.

CATALOG PAGE C-3

### Deluxe Aluminum Proofing Cabinets (Universal Angle Slide Type)

Type	Model Number	Pan Size (Inches)	Pan Capacity	Pan Spacing (Inches)	O.A. Dimensions (Inches)			Weight (Pounds)	List Price (See note 3)
					W	D	H		
Non-Insulated	9231-DEP-UA-16	Note 2	16 (Note 1)	3	29½	33⅞	71	174	\$2,949
Insulated	9234-DEP-IN-UA-16	Note 2	16 (Note 1)	3	31½	36⅞	72½	250	P.O.R.



9231-DEP-UA-16

### Deluxe Stainless Steel Proofing Cabinets (Universal Angle Slide Type)

Type	Model Number	Pan Size (Inches)	Pan Capacity	Pan Spacing (Inches)	O.A. Dimensions (Inches)			Weight (Pounds)	List Price (See note 3)
					W	D	H		
Non-Insulated	2231-DEP-UA-16	Note 2	16 (Note 1)	3	29½	33⅞	71	292	\$5,083
Insulated	2234-DEP-IN-UA-16	Note 2	16 (Note 1)	3	31½	36⅞	72½	378	P.O.R.

**NOTE 1:** Capacity shown is based on 3" spacing. Each unit is furnished with 16 sets of slides which are adjustable on 1½" centers.

**NOTE 2:** Each pair of slides can accommodate on 18"x 26" bun pan or one GN2/1 gastronorm pan or two 14"x 18" trays or one 23"x 23" screen or two 12"x 20" steam pans or two gastronorm GN1/1 pans.

**NOTE 3:** LEXAN® glass door is standard on 9231, 9234, 2231 & 2234 model series cabinets. Solid door in lieu of LEXAN® door is available at no extra charge for correctional or heavy institutional use. These cabinets are also available in half size (8 pan capacity) as well as in under counter sizes. Consult factory. For options, see Table CC-1



## Deluxe heater/proofer combination cabinets insulated & non-insulated

Furnished with HPR-2000 heating/proofering unit with 20 amps cord & NEMA 5-20P plug.  
Power Requirements: Total 2075 watts on 110-120 volts. 60 hz, Single Phase, A.C.

CATALOG PAGES C-9 & C-10

### Aluminum Hot-Proof Non-Insulated Cabinets

Type	Model Number	Pan Size (Inches)	Pan Spacing (Inches)	Pan Capacity	O.A. Dimensions (Inches)			Weight (Pounds)	List Price (see note 1)
					W	D	H		
Extruded Side Channels	9254-HP-1834	18 x 26	1½	34	22	30⅞	69⅞	140	\$2,954
	9254-HP-1826	18 x 26	1½	26	22	30⅞	57⅞	130	3,122
	9254-HP-1818	18 x 26	1½	18	22	30⅞	45⅞	120	3,102
Corrugated Sides	9274-HP-1834	18 x 26	1½	34	22	30⅞	69⅞	132	3,284
Angle Ledge	9284-HP-1817	18 x 26	3	17	22	30⅞	69⅞	137	3,199
	9284-HP-1434	14 x 18	3	34	22	32⅞	69⅞	140	3,415



9254-HP-1834


### Stainless Steel Hot/Proof Non-Insulated Cabinets

Type of Slide	Model Number	Pan Spacing (Inches)	Pan Size (Inches)	Pan Capacity	O.A. Dimensions (Inches)			Weight (Pounds)	List Price (see note 1)
					W	D	H		
Corrugated	2274-HP-1834	1½	18 x 26	34	22	30⅞	69⅞	265	\$4,882
Channel	2254-HP-1834	1½	18 x 26	34	22	30⅞	69⅞	268	5,027
Angle Ledge	2284-HP-1817	3	18 x 26	17	22	30⅞	69⅞	240	4,949
	2284-HP-1434	3	14 x 18	34	22	32⅞	69⅞	290	5,204

NOTE 1: These non-insulated hot/proofer cabinets are provided with LEXAN® doors as standard. Solid doors are available at no charge. Angle ledge cabinets are also available in different heights & spacings. Consult factory. For options, see Table CC-1

### Aluminum Hot-Proof Insulated Cabinets (with removable rack)

Type	Model Number	Pan Size (Inches)	Pan Spacing (Inches)	Pan Capacity	O.A. Dimensions (Inches)			Weight (Pounds)	List Price
					W	D	H		
Extruded Side Channels	*9253-HP-IN-DD-1834	18 x 26	1½	34	27	36⅞	72½	265	\$4,458
	9253-HP-IN-1826	18 x 26	1½	26	27	36⅞	60	237	4,198
Angle Ledge	*9283-HP-IN-DD-1817	18 x 26	3	17	27	36⅞	72½	255	4,398
	9283-HP-IN-1813	18 x 26	3	13	27	36⅞	60	230	4,160
	*9283-HP-IN-DD-1434	14 x 18	3	34	27	36⅞	72½	255	4,864
	9283-HP-IN-1426	14 x 18	3	26	27	36⅞	60	230	4,422



9253-HP-IN-DD-1834

### Stainless Steel Hot/Proof Insulated Cabinets (with removable rack)

Type	Model Number	Pan Size (Inches)	Pan Spacing (Inches)	Pan Capacity	O.A. Dimensions (Inches)			Weight (Pounds)	List Price
					W	D	H		
Channel Slides	*2253-HP-IN-DD-1834	18 x 26	1½	34	27	36⅞	72½	378	\$6,529
	2253-HP-IN-1826	18 x 26	1½	26	27	36⅞	60½	360	5,914
Angle Ledge	*2283-HP-IN-DD-1817	18 x 26	3	17	27	36⅞	72½	380	6,638
	2283-HP-IN-1813	18 x 26	3	13	27	36⅞	60½	362	6,021

\*Dutch doors are standard on these 72½" high insulated cabinets.

NOTE 2: Insulated cabinets are provided with solid insulated doors. Optional LEXAN® doors are available. See Table CC-1 for this & other options.



**TABLE CC-1  
OPTIONS FOR PROOFER & HOT CABINETS**

	LIST PRICE FOR	
	ALUMINUM MODELS	STAINLESS STEEL MODEL
1. Corner bumpers (set of 4)	\$129	\$141
2. Vertical leg bumpers (set of 4)	152	167
3. Wheel brakes (pair) for 5" or 6" casters	52	52
4. Wrap around bumper (single section cabinet)	233	265
5. Wrap around bumper (double section cabinet)	293	349
6. Floor lock (5")	162	216
7. Floor lock (6")	186	243
8. Floor lock (8")	253	308
9. Extra pair of universal angle slides	87	145
10. <u>CASTERS UPGRADE (IN LIEU OF 5" STANDARD, SET OF 4)</u>		
A. 5" Polyurethane	102	102
B. 5" Balloon (decorative)	129	129
C. 6" Polyurethane (1,200# capacity)	159	159
D. 6" Heavy duty polyurethane (2,000# capacity)	243	243
E. 5" Hi-Temp	191	191
F. 6" Balloon	245	245
G. 8" Polyurethane	273	273
H. Stationary legs	243	243
11. <u>CASTERS UPGRADE (IN LIEU OF 6" STANDARD, SET OF 4)</u>		
A. 6" Balloon	204	204
B. 8" Balloon	340	340
C. 8" Polyurethane	216	216
12. Swing door catch (for each door)	91	108
13. Door tag holder (for each door)	52	82
14. Lockable latch (for each door)	110	129
15. Top mounted latch (for each door)	211	260
16. Push handle (each)	144	186
17. Push handle (each) with 2 donut bumpers	186	236
18. Solid dutch doors (non-insulated) in lieu of single solid door	234	305
19. Solid dutch doors (insulated) in lieu of single solid door	297	486
20. Single LEXAN <sup>®</sup> door in lieu of single solid door	334	409
21. Dutch LEXAN <sup>®</sup> doors in lieu of single solid door	614	735
22. Dutch LEXAN <sup>®</sup> doors in lieu of single LEXAN <sup>®</sup> door	243	308
23. *Single pass thru' door in the rear	476	607
24. *Dutch pass thru' doors in the rear	594	1,065
25. 220v/240v application (in lieu of 120v)	223	223
26. Canadian application (in lieu of U.S.)	199	199
27. 17 hour timer (in lieu of 10 hour)	125	125
28. HE-2000 (2,000w heating, 20 amps service unit) in lieu of HE-1600 (1,600w heating, 15 amps service unit)	159	159
29. Bail handles/pair/ side	125	174

\*FOR HOT INSULATED CABINETS WITH TOP MOUNTED HEATING UNITS ONLY.

**NOTE:** Most aluminum hot, proof & hot/proof cabinets are also available in s/s construction. Add 65% to list prices of aluminum models unless listed otherwise based on a minimum quantity of 5 units & an up charge of 20% to 80% may apply for quantities under 5. Consult factory.