







Stainless Steel Top Tables

- 14 ga. s/s top shelf.
- 1 1/2" x 16 ga. s/s tubing uprights.
- Adjustable bullet feet.
- Choice of four (4) styles.

CATALOG PAGES H-1 & H-2

| With Undershef | | With Open Base | |
|---|--|--|---|
| <p>Top with all 4 edges down (2601 Series)</p>  <p>2601-2448</p> | <p>Top with 1 1/2" Backsplash (2602 Series)</p>  <p>2602-2448</p> | <p>Top with all 4 edges down (2603 Series)</p>  <p>2603-2448</p> | <p>Top with 1 1/2" Backsplash (2604 Series)</p>  <p>Mobile 2604-2448-M</p> |

Stainless Steel Top with All 4 Edges Down & with Undershef (2601 Series)

| Table Length (Inches) | 24" Wide | | 30" Wide | | 36" Wide | |
|-----------------------|-----------------|------------|-----------------|------------|-----------------|------------|
| | Weight (Pounds) | List Price | Weight (Pounds) | List Price | Weight (Pounds) | List Price |
| 24 | 35 | \$1,232 | 56 | \$1,297 | - | - |
| 36 | 65 | 1,295 | 74 | 1,455 | 90 | \$1,593 |
| 48 | 80 | 1,471 | 94 | 1,631 | 100 | 1,697 |
| 60 | 94 | 1,595 | 115 | 1,793 | 122 | 2,002 |
| 72 | 116 | 1,823 | 130 | 1,960 | 142 | 2,225 |
| *84 | 136 | 2,220 | 152 | 2,354 | 168 | 2,872 |
| *96 | 150 | 2,377 | 168 | 2,503 | 190 | 2,938 |
| *108 | 164 | 2,709 | 180 | 3,124 | 216 | 2,808 |
| *114 | 220 | 2,808 | 240 | 3,237 | 280 | 2,920 |
| *120 | 260 | P.O.R. | 280 | P.O.R. | 310 | P.O.R. |

*Units 84" or longer are furnished with six (6) legs.

2602 Series (top with 1 1/2" backsplash & with undershef) add 10% to list prices.
 2603 Series (top with all 4 edges down & with open base) priced same as 2601 series.
 2604 Series (top with 1 1/2" backsplash & with open base) add 10% to list prices.

NOTE: Mobile units with 5" casters are also available. Add "-M" after model number.
 For options & pricing see Table GA-1 on page PG-2. For s/s drawer, add \$676.

Subway grating

- 1" deep, all welded construction.
- Two (2) 3/8" dia. rods spaced 1 3/16" apart for 12" & 15" wide and three (3) rods for widths over 15".
- Maximum lengths 20"/section. (see note)

CATALOG PAGE H-5

| Model Number | Width (Inches) | Weight (lbs. Per Ft.) | List Price/Ft. |
|--------------|----------------|-----------------------|----------------|
| GR-12 | 12 | 8.5 | \$274 |
| GR-15 | 15 | 10.5 | 342 |
| GR-18 | 18 | 12 | 413 |
| GR-21 | 21 | 14 | 466 |



GR-12

NOTE: Lengths longer than 20", spacing other than 1 3/16" and shallow grating with 1 3/16" x 3/4" bars are also available. Consult factory.